



INSETPRYSMONITERINGS VERSLAG INPUT PRICE MONITORING REPORT

September 2025

Maandeliks Hersien / Revised Monthly



In die Verslag... In this Report...

Kunsmis/ Fertilizer

Urea: India's latest tender attracted an unusually large volume of offers—5.6 million tons—highlighting oversupply and putting downward pressure on prices. However, India is only securing 2 million tons.

Phosphate: Although supply remains tight, preventing a sharp drop in prices, the overall market trend continues to point downward.

Potash: Prices in Brazil dropped \$5/t, despite record-high imports expected to exceed 12,5 million tons by month end.

Diesel

The wholesale diesel price has been on a downward trend recently, now at **R19,44 per litre**, there is, however, an anticipated decrease of **9,53 cents per litre**.

Chemikalieë/ Chemicals

Insecticide prices showed minimum change with an average month-on-month increase of 0,08%.

Herbicide prices, however, saw a decline in average month-on-month prices of 2,03%. Led by a 17,21% fall in Atrazine prices.

Fungicide prices decreased by 1,75% month-on-month, with Trifloxystrobin prices seeing a 6,69% month-on-month change.

On a **year-on-year basis**, chemical prices remain significantly lower across the board with fungicides down 19,52%, herbicides down 18,98%, and insecticides down 0,23%.



Plaaslike Kunsmispryse (Rand Waarde)

Local Fertiliser Prices (Rand Terms)

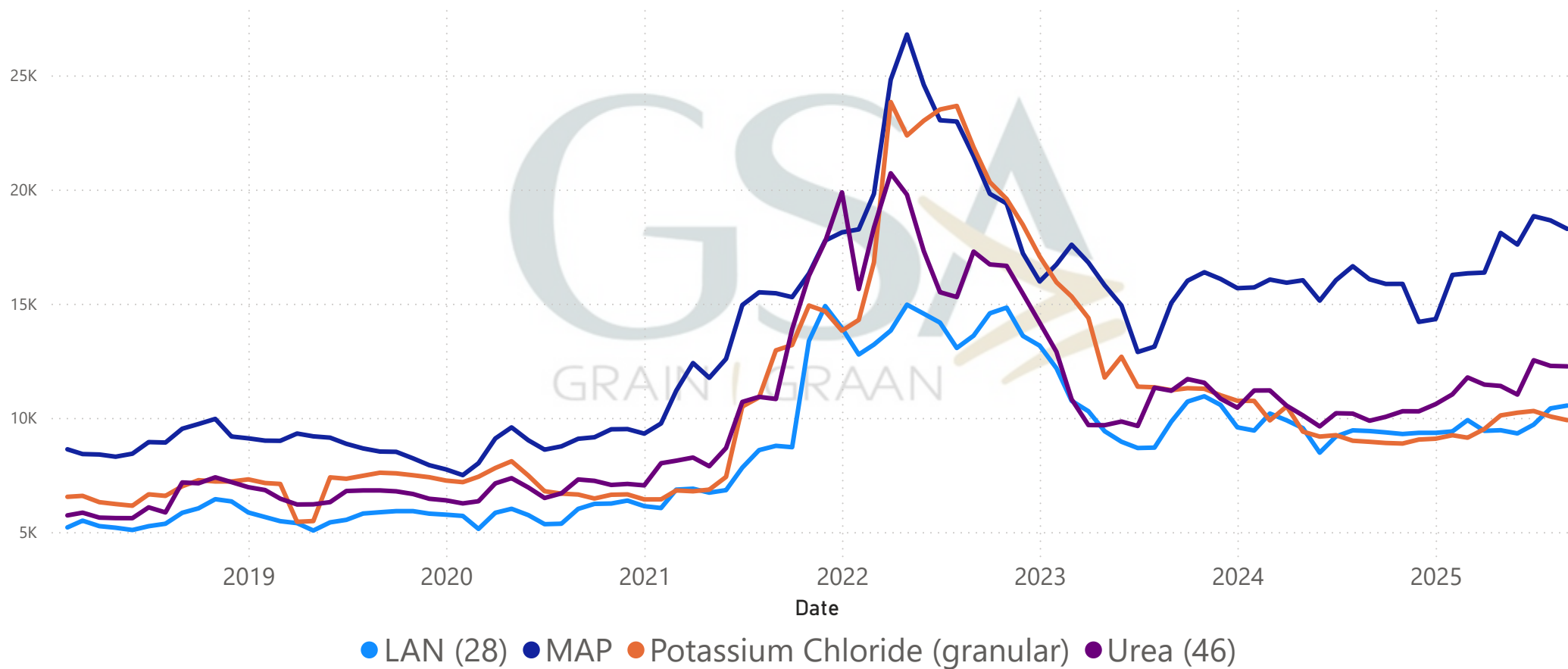
Kunsmis Naam/ Fertilizer Name	Current Ave Fert Price	Prev Month Average Price	M-M	Prev Year Average Price	Year on Year % Change
MAP	18 275,33	18 647,33	-1,99%	16 066,67	13,75%
Urea (46)	12 254,67	12 275,67	-0,17%	9 872,67	24,13%
LAN (28)	10 538,00	10 413,00	1,20%	9 422,00	11,84%
Potassium Chloride (granular)	9 898,00	10 059,33	-1,60%	8 950,67	10,58%

Increase in Price
 Decrease in Price

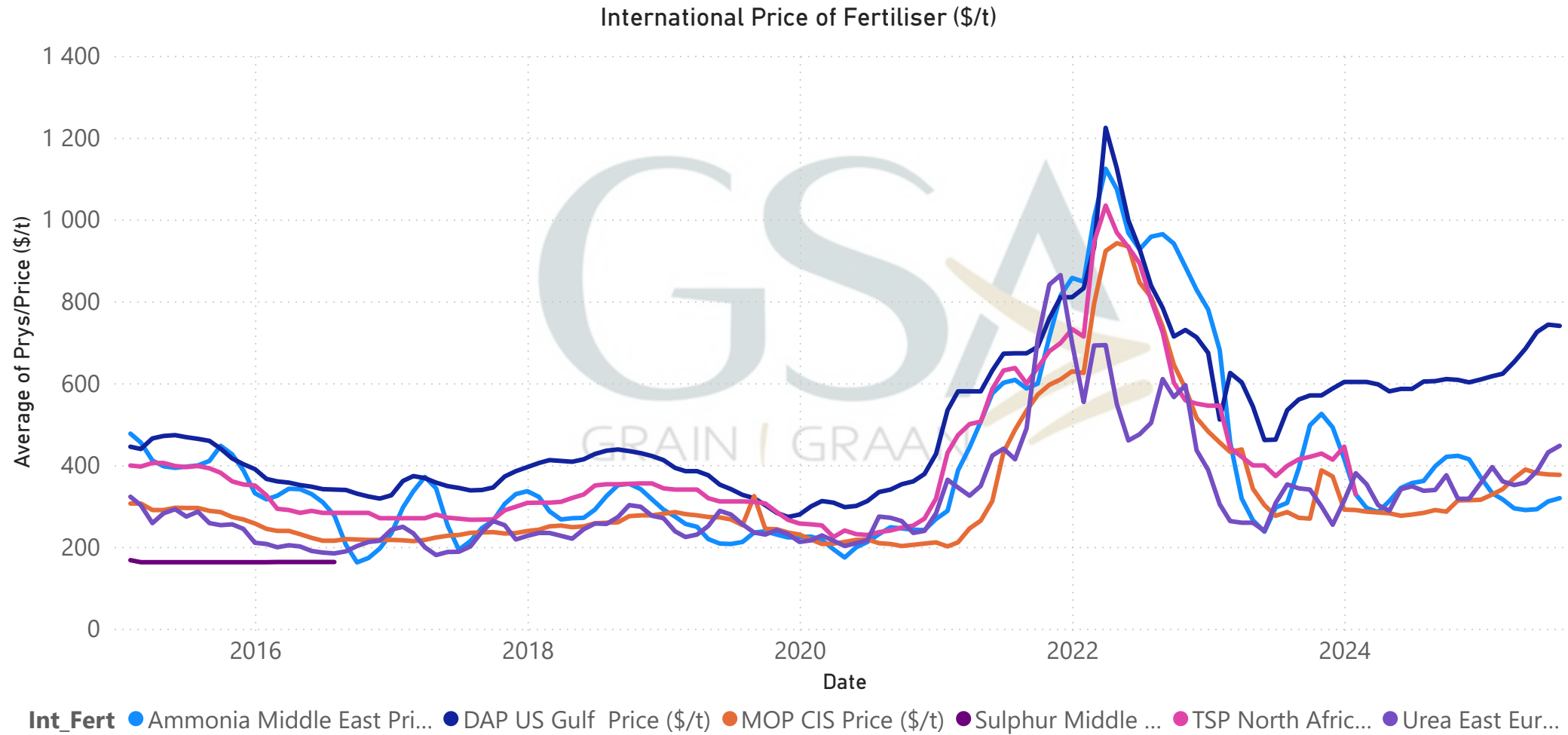


Plaaslike Kunsmispryse (Rand Waarde) Local Fertiliser Prices (Rand Terms)

Average Local Fertiliser Price (R/t)



Internasionale Kunsmispryse (Rand Waarde) International Fertiliser Prices (Rand Terms)



Internasionale Kunsmispryse (Dollar Waarde) International Fertiliser Prices (Dollar Terms)

Kunsmis Naam/ Fertiliser Name	Current Average Price	Previous Month Average Price	Month on Month % Change	Previous Year Average Price	Year on Year % Change
MOP CIS Price (\$/t)	376	377,00	-0,27%	283,00	24,73%
Urea East Europe Price (\$/t)	447	431,00	3,58%	337,00	24,61%
DAP US Gulf Price (\$/t)	740	743,00	-0,41%	604,00	18,38%
Ammonia Middle East Price (\$/t)	319	311,00	2,51%	361,00	-13,17%

	Increase in Price
	Decrease in Price



Highlights in the Fertiliser Market



Nitrogen

Urea:

- India's recent urea tender concluded with the country securing only 2 million tons, despite over 5 million tons being offered, leaving a large surplus with traders. Although this could push prices down, expectations of another Indian tender soon may stabilize the market by providing an outlet for the unsold volumes.
- The uncertainty around whether China will be allowed to export urea to India remains unresolved, but with expected domestic restrictions looming in Q4, time is running out for Chinese suppliers to act.
- European distributors recently bought large volumes of Egyptian urea at low prices, which helped clear most of Egypt's surplus stock.

Other Nitrogens:

- Ammonium Sulphate (Amsul): Prices dropped due to weak nitrogen demand and oversupply from China, and although there has been some buying activity, prices are likely to stay low without strong demand from Brazil.
- Ammonium Nitrate (AN): Prices are under pressure due to weak demand, with the market waiting for European buying to pick up in the next month or two, causing prices to follow the downward trend of urea for now.
- Ammonia: Prices continue to rise due to ongoing production challenges in the Middle East and North Africa, which are limiting supply.



Phosphates

- Large phosphate tenders from Ethiopia and Bangladesh, totaling nearly 815 000 tons, are expected to absorb much of China's available supply and helped keep prices steady
- Although supply remains tight, preventing a sharp drop in prices, the overall market trend continues to point downward.



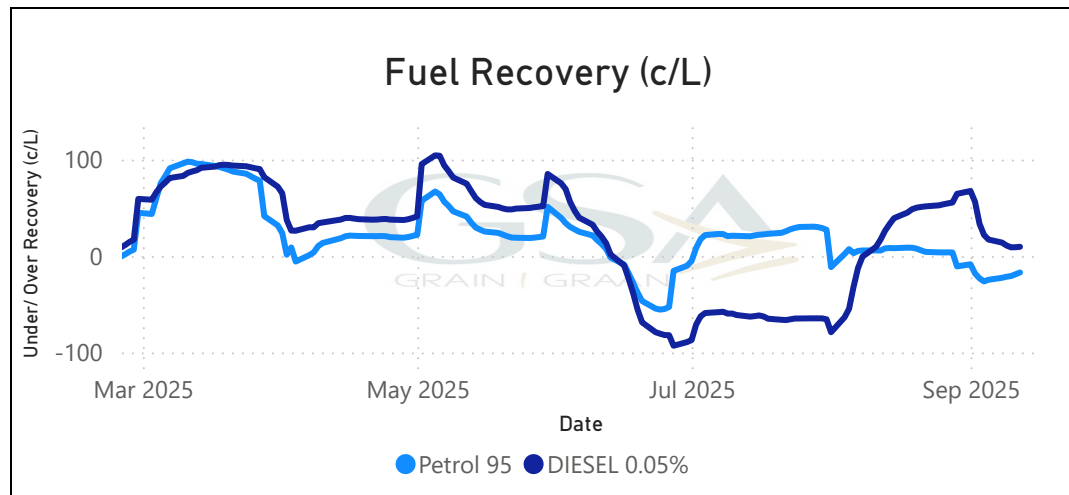
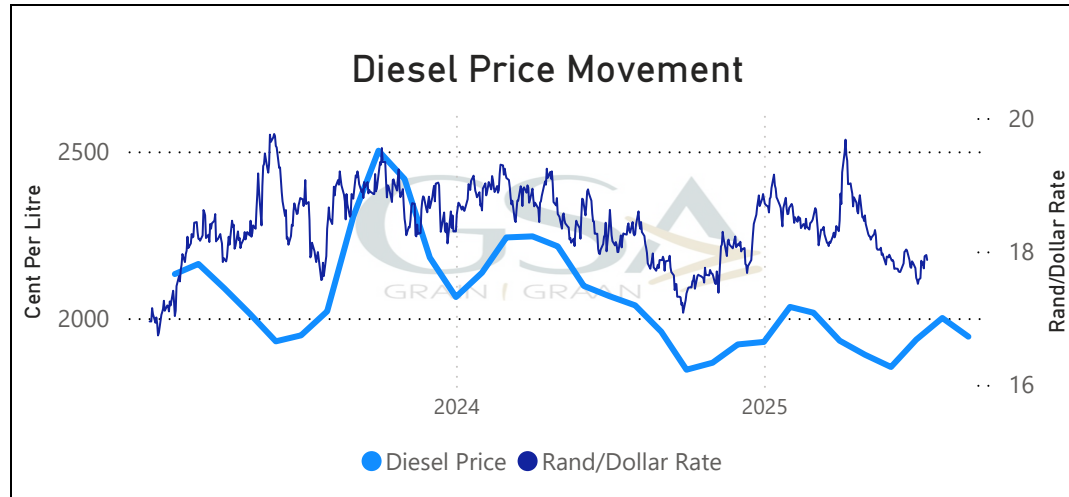
Potash

- Prices in Brazil dropped \$5/t, despite record-high imports expected to exceed 12,5 million tons by month end.



MAANDELIKSE GROOTHANDEL BRANDSTOF PRYS

MONTHLY WHOLESALE FUEL PRICE



Current
Wholesale Diesel Price (R/L)

19,4435

Expected Price Change (c/L) as on
12 September

-9,53

The wholesale diesel price is currently sitting at **R19,4435/litre**, with an expected decrease of **9,53 cents per litre** on 01 October.

Brent crude prices increased from 15 August 2025 to 15 September 2025, driven by supply concerns following Ukrainian strikes on Russian energy facilities.

The bottom graph tracks the under- or over-recovery for both Petrol 95 and Diesel 0.05%. Over-recovery (above the zero line) suggests a potential price decrease. In the past few days leading up to 01 October 2025, diesel shows consistent over-recovery, supporting the expected price cut of 9,53 cents per litre.

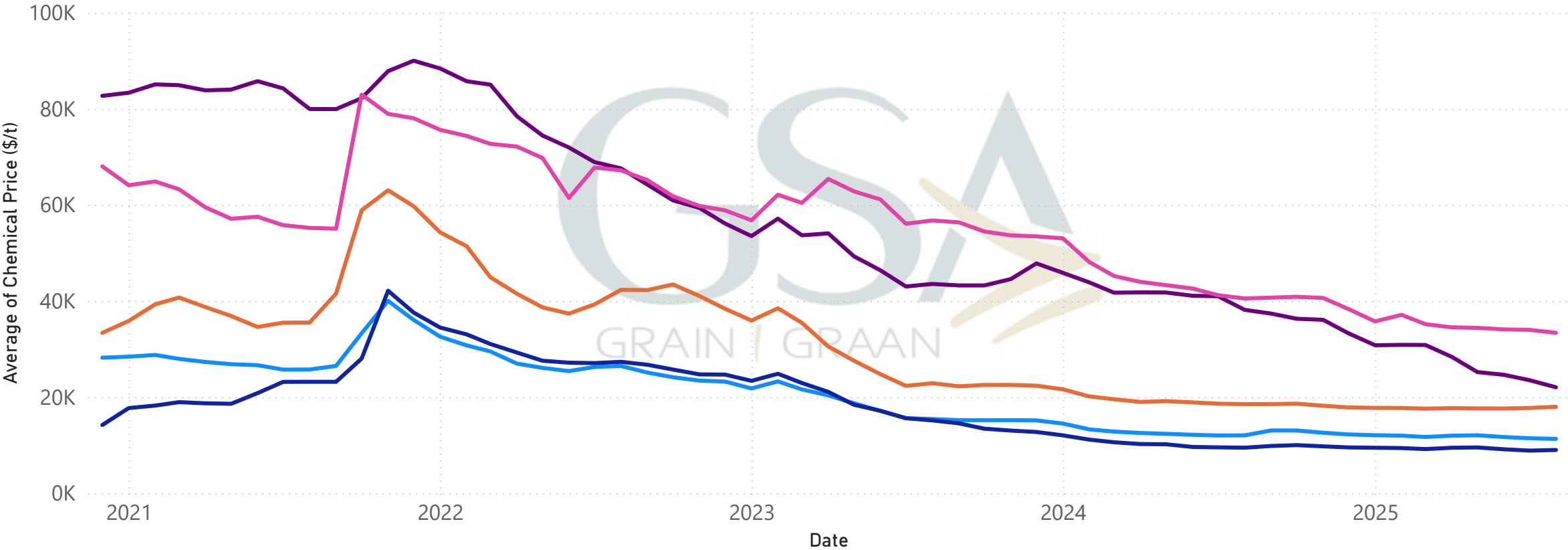


Chemikalieë Pryse/ Chemical Prices

Chemical Type	Current Month Ave Price	Previous Month Ave Price	Month on Month % Change	Previous Year Ave Price	Year on Year % Change
Fungicide	16 685,67	16 977,76	-1,75%	20 733,41	-19,52%
95% Difenconazole technical	11 292,00	11 414,35	-1,08%	12 026,95	-6,11%
95% Propiconazole technical	8 982,00	8 849,32	1,48%	9 454,34	-5,00%
96% Azoxystrobin technical	17 965,00	17 724,30	1,34%	18 522,79	-3,01%
96% Trifloxystrobin technical	22 032,00	23 505,13	-6,69%	38 153,74	-42,25%
97% Epoxiconazole technical	33 363,00	33 986,53	-1,87%	40 518,60	-17,66%
97% Tebuconazole technical	6 480,00	6 386,90	1,44%	5 724,06	13,21%
Herbicide	3 140,60	3 204,25	-2,03%	3 876,14	-18,98%
92% Acetochlor technical	2 631,00	2 667,62	-1,39%	3 280,08	-19,79%
95% Glyphosate technical	3 734,00	3 550,76	4,91%	3 519,20	6,10%
95% Trifluralin technical	3 590,00	3 587,63	0,07%	4 714,93	-23,86%
97% Atrazine technical	2 723,00	3 191,75	-17,21%	3 350,08	-18,72%
97% Metolachlor technical	3 025,00	3 023,50	0,05%	4 516,41	-33,02%
Insecticide	16 637,00	16 624,10	0,08%	16 675,20	-0,23%
94% Cypermethrin technical	9 283,00	9 278,34	0,05%	7 940,94	16,90%
95% Acetamiprid technical	8 212,00	8 285,02	-0,89%	9 004,13	-8,80%
95% Lambda-cyhalothrin technical	13 244,00	13 237,10	0,05%	13 276,26	-0,24%
97% Imidacloprid technical	8 597,00	8 490,22	1,24%	9 197,08	-6,52%
98% Carbofuran technical	12 832,00	12 825,11	0,05%	12 863,05	-0,24%
98% Deltamethrin technical	47 654,00	47 628,81	0,05%	47 769,72	-0,24%
Total	12 684,65	12 801,91	-0,92%	14 343,08	-11,56%

Swamdoders
Fungicides

Price Movements of Fungicides

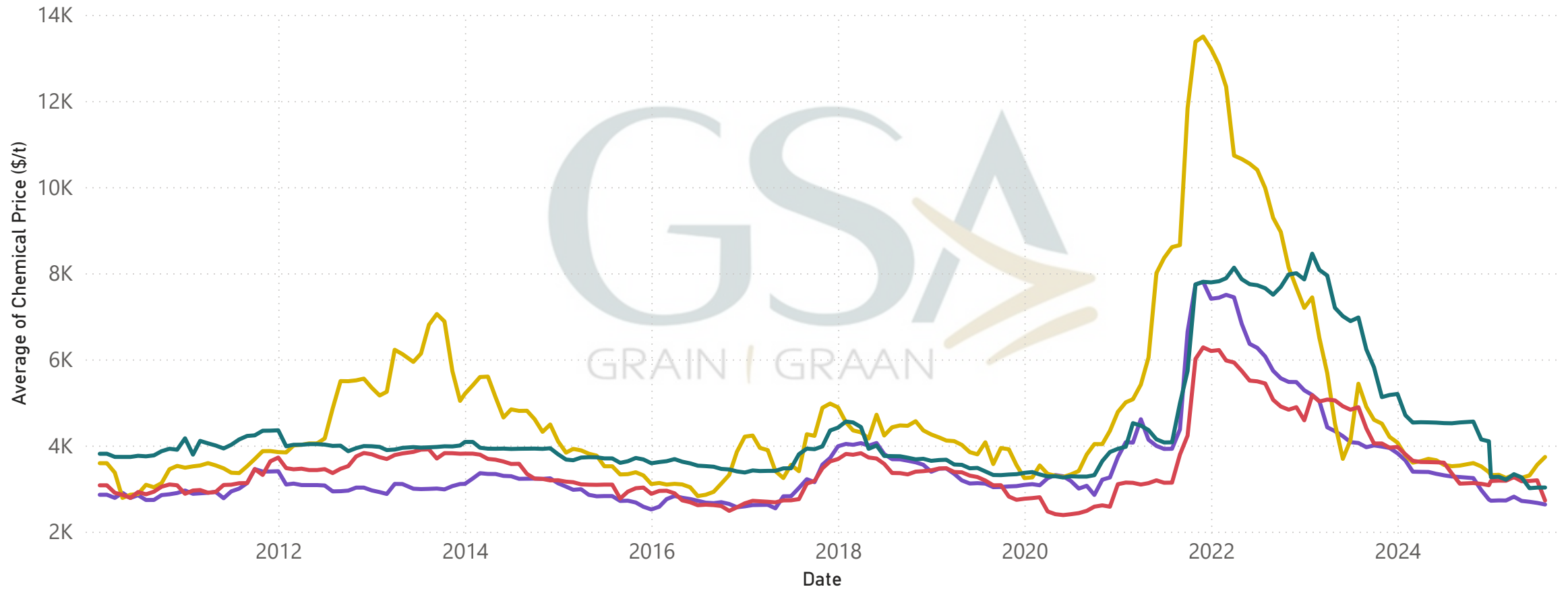


Chemical Name ● 95% Difenoconazole technical ● 95% Propiconazole technical ● 96% Azoxystrobin technical ● 96% Trifloxystrobin technical ● 97% Epoxiconazole technical



Onkruidodors Herbicides

Price Movements of Herbicides

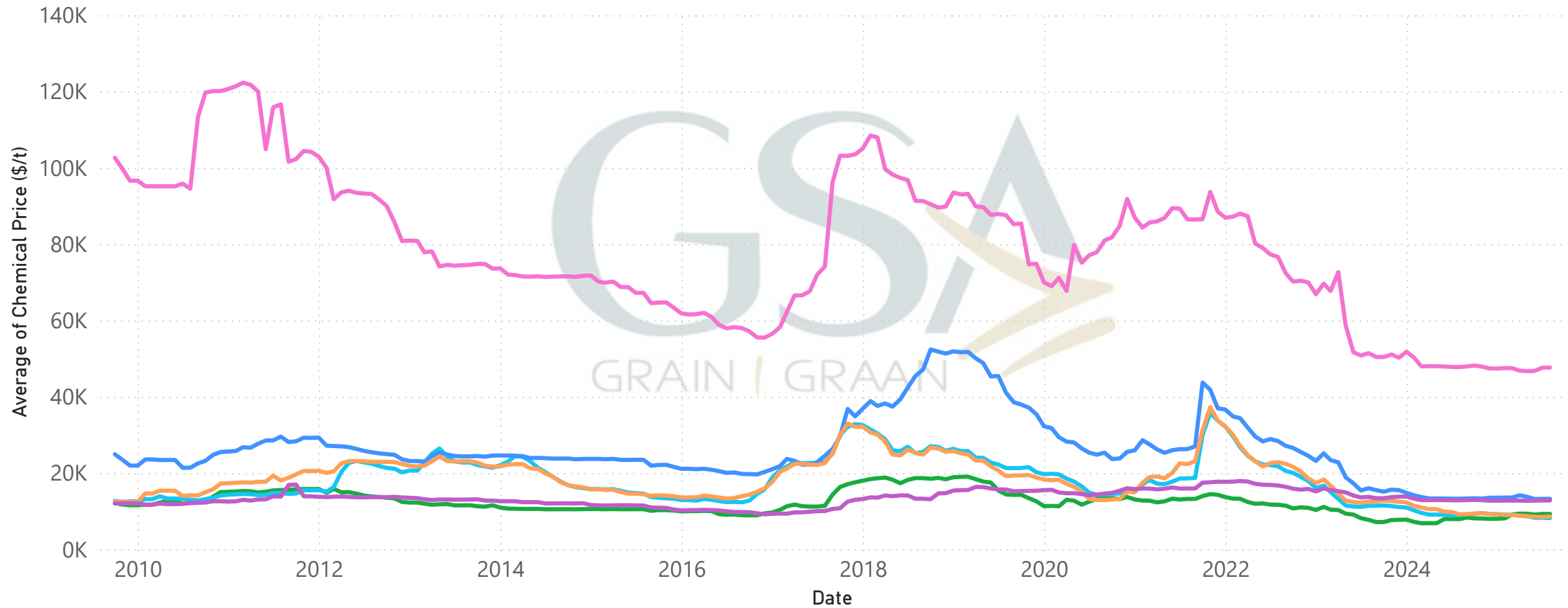


Chemical Name ● 92% Acetochlor technical ● 95% Glyphosate technical ● 97% Atrazine technical ● 97% Metolachlor technical



Onkruiddoders Herbicides

Price Movements of Insecticides



Chemical Name ● 94% Cypermethri... ● 95% Acetami... ● 95% Lambda-... ● 97% Imidacl... ● 98% Carb... ● 98% Delt...



DANKIE!

THANK YOU!

Vir enige navrae / for any queries:

Grain SA

Marguerite@grainsa.co.za / Strelza@grainsa.co.za

Disclaimer: The information herein has been obtained from various sources, the accuracy and/or completeness of which Grain SA does not guarantee and for which Grain SA accepts no liability. Any prices or levels contained herein are preliminary and indicative only and do not represent bids or offers. These indications are provided solely for your information and consideration