



# **INSETPRYSMONITERINGS VERSLAG INPUT PRICE MONITORING REPORT**

**Oktober 2025**

**Maandeliks Hersien / Revised Monthly**



## In die Verslag... In this Report...

### Kunsmis/ Fertilizer

**Urea:** India's tender closing on 15 October is expected to absorb up to 2 million tons, while Ethiopia's reissued tender for 450,000 tons competes for supply, and Middle Eastern exports remain minimal as producers target India; Brazil's prices eased slightly despite strong amsul imports reducing urea demand.

**Phosphate:** Chinese exporters struggle to find buyers and may exit the market soon, while tenders from Bangladesh and Ethiopia point to further price declines.

**Potash:** The potash market remains balanced with stable prices, supported by strong Southeast Asian demand driven by favorable palm oil economics.

### Diesel

The wholesale diesel price has been on a downward trend recently, now at **R19,34 per litre**. There is an anticipated decrease of **26 cents per litre**.

### Chemikalieë/ Chemicals

**Insecticide prices** showed minimum change with an average month-on-month increase of 0,38%.

**Herbicide prices** also showed a slight increase in the average month-on-month prices, increasing by 0,65%

**Fungicide prices** showcased a slight of 0,12% in the month-on-month prices.

On a **year-on-year basis**, chemical prices remain significantly lower across the board with fungicides down 20,39%, herbicides down 17,62%, and insecticides down 0,78%.



## Plaaslike Kunsmispryse (Rand Waarde)

### Local Fertiliser Prices (Rand Terms)

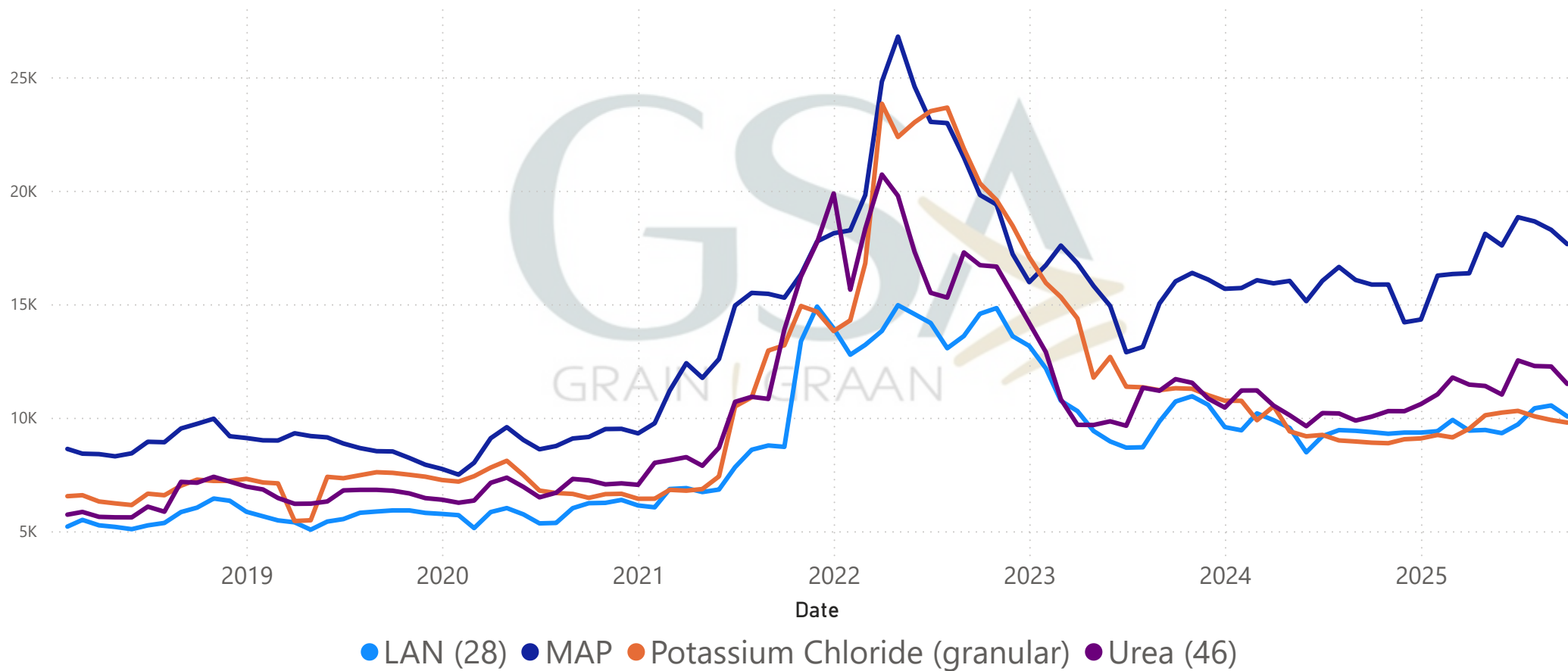
Kunsmis Naam/ Fertilizer Name	Current Ave Fert Price	Prev Month Average Price	M-M	Prev Year Average Price	Year on Year % Change
MAP	17 646,00	18 275,33	-3,44%	15 864,00	11,23%
Urea (46)	11 488,67	12 254,67	-6,25%	10 045,00	14,37%
LAN (28)	10 058,50	10 538,00	-4,55%	9 362,00	7,44%
Potassium Chloride (granular)	9 784,00	9 898,00	-1,15%	8 898,67	9,95%

Increase in Price
  Decrease in Price

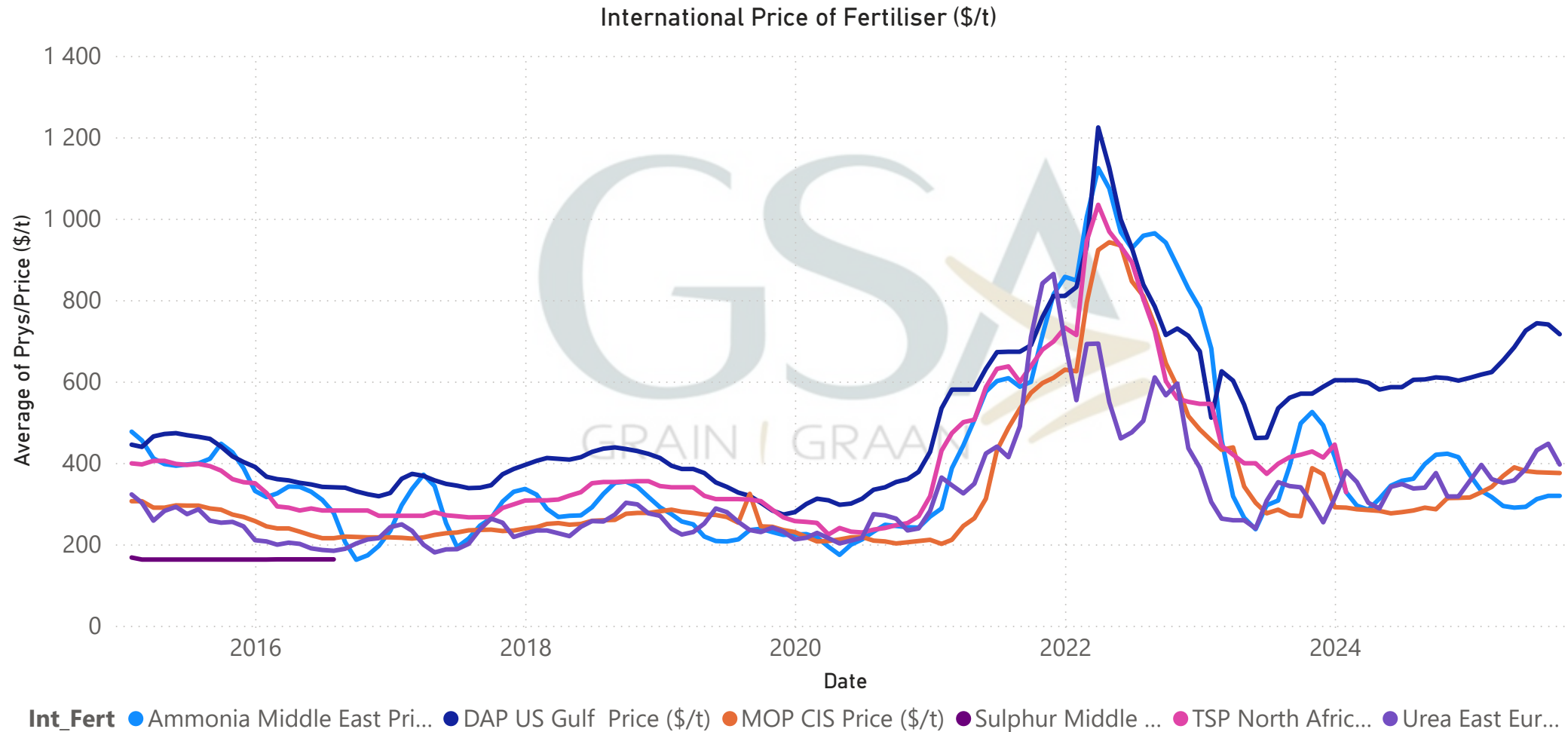


## Plaaslike Kunsmispryse (Rand Waarde) Local Fertiliser Prices (Rand Terms)

Average Local Fertiliser Price (R/t)



## Internasionale Kunsmispryse (Rand Waarde) International Fertiliser Prices (Rand Terms)



## Internasionale Kunsmispryse (Dollar Waarde) International Fertiliser Prices (Dollar Terms)

Kunsmis Naam/ Fertiliser Name	Current Average Price	Previous Month Average Price	Month on Month % Change	Previous Year Average Price	Year on Year % Change
MOP CIS Price (\$/t)	375	376,00	-0,27%	290,00	22,67%
DAP US Gulf Price (\$/t)	716	740,00	-3,35%	605,00	15,50%
Urea East Europe Price (\$/t)	396	447,00	-12,88%	339,00	14,39%
Ammonia Middle East Price (\$/t)	319	319,00	0,00%	397,00	-24,45%

	Increase in Price
	Decrease in Price



## Highlights in the Fertiliser Market



### Nitrogen

#### Urea:

- India's urea tender, closing on 15 October, is expected to absorb up to 2 million tons. Ethiopia has reissued its tender for about 450,000 tons—300,000 tons needed by year-end—which puts it in direct competition with India's, although Ethiopia's tender process is known to be unstable and may be canceled or revised if prices aren't favorable.
- Middle Eastern urea exports were minimal as producers focused on supplying around 500,000 tons to meet demand from India's upcoming tender.
- Brazil's urea prices dropped sharply at the lower end, though the average only fell by \$5 per ton, with current CFR prices in the mid-\$420s, while lower import volumes are linked to a surge in cheaper nitrogen from record amsul imports.

#### Other Nitrogens:

- Ammonium Sulphate (Amsul): Prices remained steady the previous week due to limited trading after China's holidays, while Brazilian demand surged to record levels as farmers sought cheaper nitrogen sources amid challenging crop economics.
- Ammonium Nitrate (AN): Prices are under strong downward pressure as producers face rising inventories and weak demand, especially with urea appearing more cost-effective and European Q4 demand unlikely to absorb the current oversupply.
- Ammonia: Prices held steady the previous week, but due to tight market conditions, any future price changes are likely to be upward.



### Phosphates

- Chinese exporters are struggling to find buyers despite having large volumes to sell, and with the export window closing soon, they're expected to exit the market until at least the second quarter of next year.
- Meanwhile, tenders from Bangladesh and Ethiopia are yielding lower returns than benchmark prices, indicating that further price drops are likely.



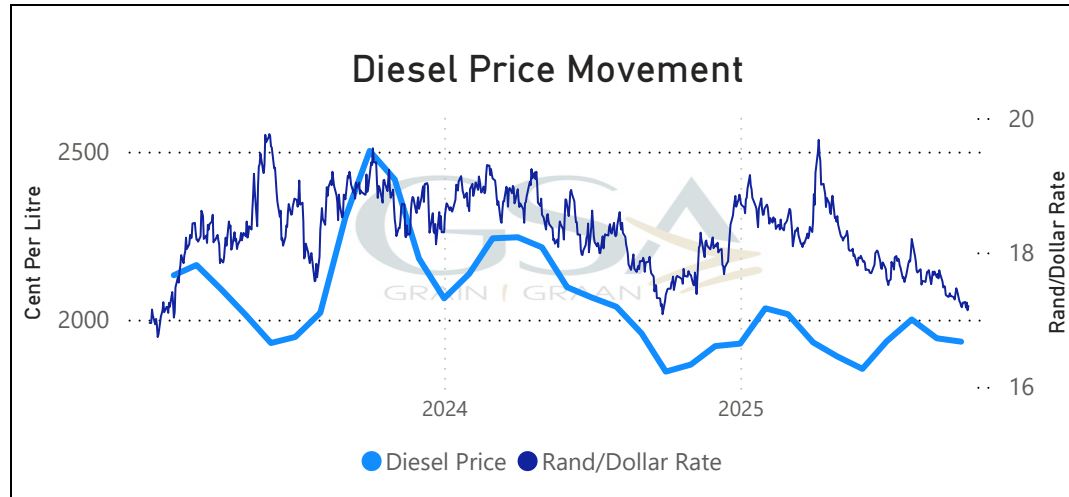
### Potash

- The potash market is currently well-balanced, helping maintain stable prices across benchmarks.
- Strong demand from Southeast Asia, driven by favorable palm oil production economics, is contributing to this stability.



# MAANDELIKSE GROOTHANDEL BRANDSTOF PRYS

## MONTHLY WHOLESALE FUEL PRICE



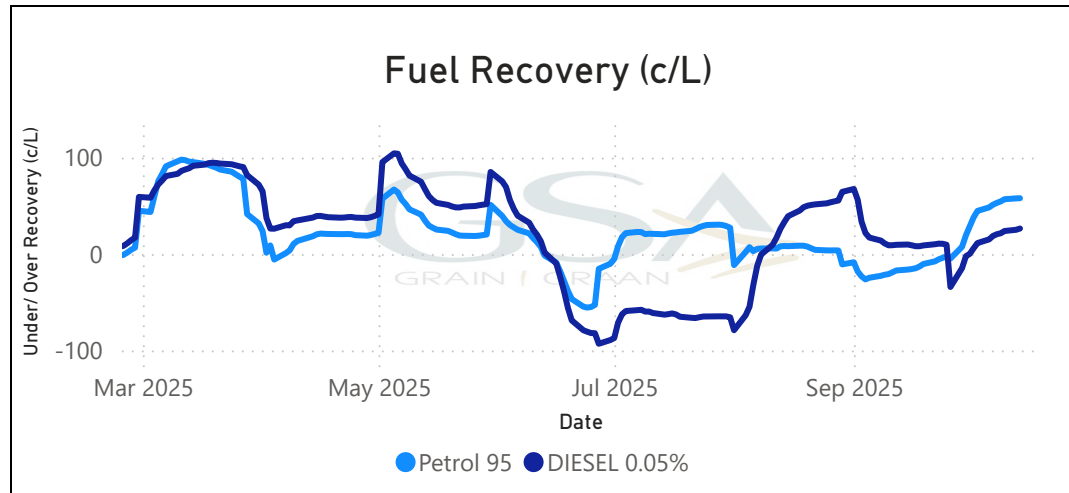
Current  
Wholesale Diesel Price (R/L)

**19,3435**

Expected Price Change (c/L) as on  
14 October

**-26,42**

The wholesale diesel price is currently sitting at **R19,3435/litre**, with an expected decrease of **26 cents per litre** on 01 November.



The bottom graph tracks the under- or over-recovery for both Petrol 95 and Diesel 0.05%. Over-recovery (above the zero line) suggests a potential price decrease. In the past few days leading up to 01 November 2025, diesel shows consistent over-recovery, supporting the expected price cut of 26 cents per litre.





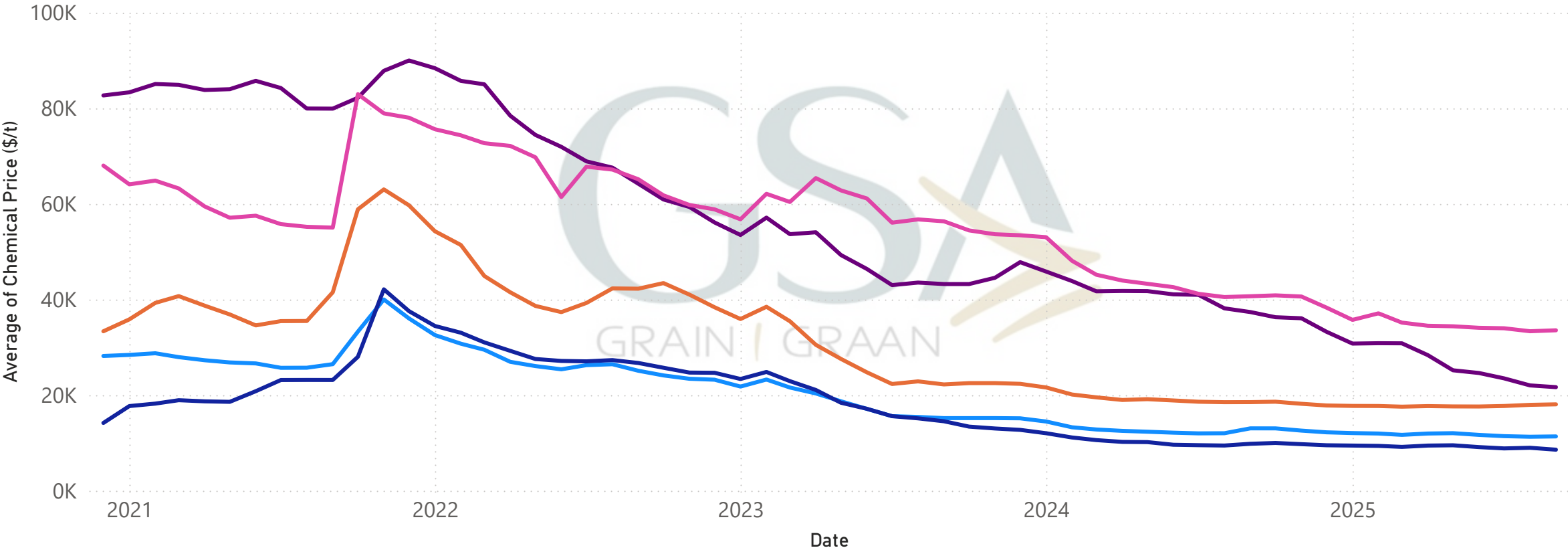
## Chemikalieë Pryse/ Chemical Prices

Chemical Type	Current Month Ave Price	Previous Month Ave Price	Month on Month % Change	Previous Year Ave Price	Year on Year % Change
<b>Fungicide</b>	<b>16 665,67</b>	<b>16 685,67</b>	<b>-0,12%</b>	<b>20 933,17</b>	<b>-20,39%</b>
95% Difenconazole technical	11 359,00	11 292,00	0,59%	13 045,82	-12,93%
95% Propiconazole technical	8 584,00	8 982,00	-4,64%	9 816,66	-12,56%
96% Azoxystrobin Technical	18 072,00	17 965,00	0,59%	18 535,40	-2,50%
96% Trifloxystrobin technical	21 666,00	22 032,00	-1,69%	37 378,28	-42,04%
97% Epoxiconazole technical	33 562,00	33 363,00	0,59%	40 687,46	-17,51%
97% Tebuconazole technical	6 751,00	6 480,00	4,01%	6 135,41	10,03%
<b>Herbicide</b>	<b>3 161,00</b>	<b>3 140,60</b>	<b>0,65%</b>	<b>3 837,29</b>	<b>-17,62%</b>
92% Acetochlor technical	2 582,00	2 631,00	-1,90%	3 267,91	-20,99%
95% Glyphosate technical	3 830,00	3 734,00	2,51%	3 533,87	8,38%
95% Trifluralin technical	3 611,00	3 590,00	0,58%	4 734,58	-23,73%
97% Atrazine technical	2 739,00	2 723,00	0,58%	3 114,86	-12,07%
97% Metolachlor technical	3 043,00	3 025,00	0,59%	4 535,23	-32,90%
<b>Insecticide</b>	<b>16 699,83</b>	<b>16 637,00</b>	<b>0,38%</b>	<b>16 830,67</b>	<b>-0,78%</b>
94% Cypermethrin technical	9 339,00	9 283,00	0,60%	8 347,82	11,87%
95% Acetamiprid technical	8 236,00	8 212,00	0,29%	9 170,82	-10,19%
95% Lambda-cyhalothrin technical	13 323,00	13 244,00	0,59%	13 331,59	-0,06%
97% Imidacloprid technical	8 713,00	8 597,00	1,33%	9 248,32	-5,79%
98% Carbofuran technical	12 650,00	12 832,00	-1,44%	12 916,65	-2,06%
98% Deltamethrin technical	47 938,00	47 654,00	0,59%	47 968,80	-0,06%
<b>Total</b>	<b>12 705,76</b>	<b>12 684,65</b>	<b>0,17%</b>	<b>14 457,03</b>	<b>-12,11%</b>



Swamdoders  
Fungicides

Price Movements of Fungicides

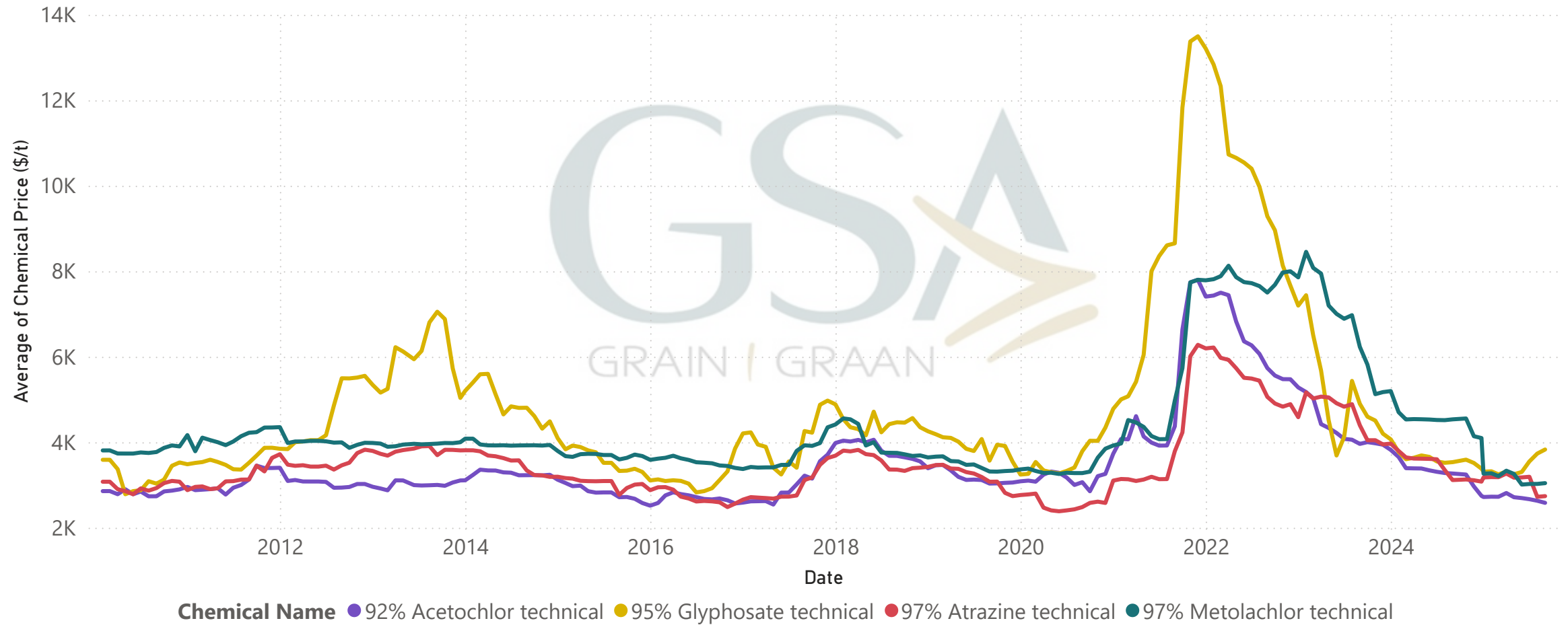


Chemical Name 95% Difenoconazole technical 95% Propiconazole technical 96% Azoxystrobin Technical 96% Trifloxystrobin technical 97% Epoxiconazole ...



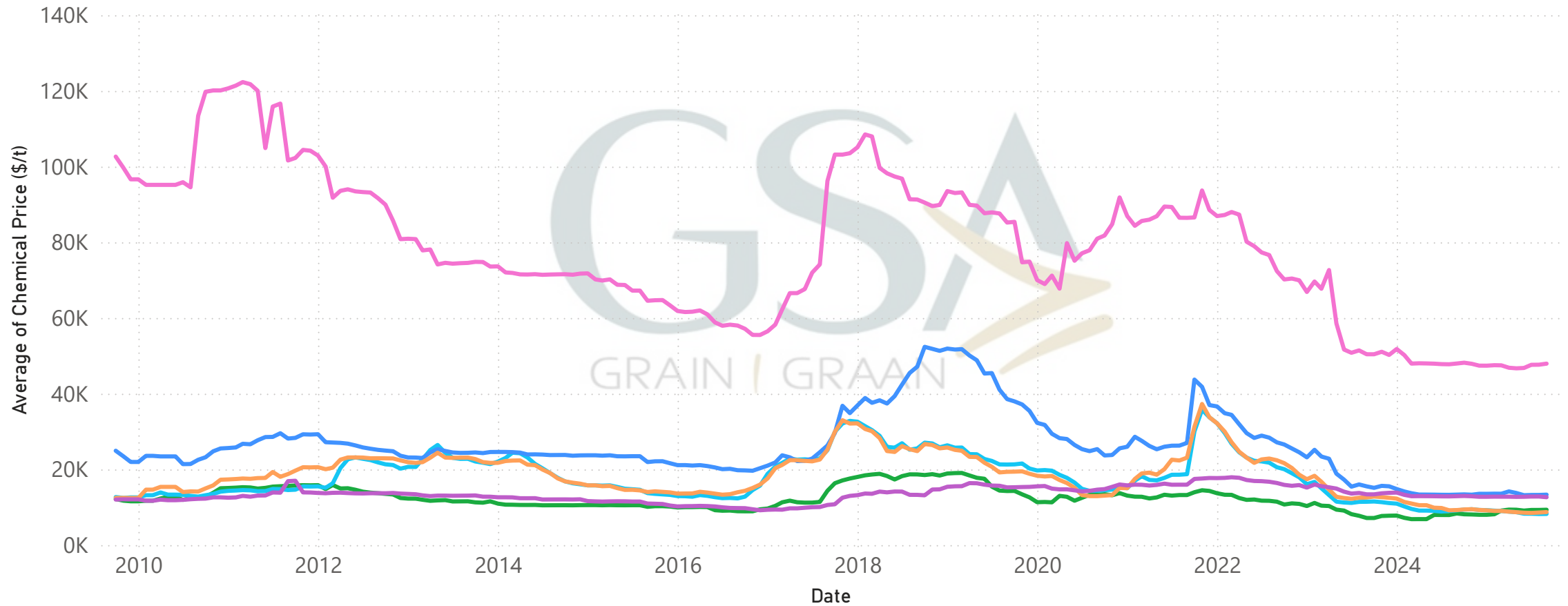
# Onkruiddoders Herbicides

## Price Movements of Herbicides



# Onkruiddoders Herbicides

## Price Movements of Insecticides



**Chemical Name** ● 94% Cypermethri... ● 95% Acetami... ● 95% Lambda... ● 97% Imidacl... ● 98% Carb... ● 98% Delt...



**DANKIE!**

**THANK YOU!**

**Vir enige navrae / for any queries:**

**Grain SA**

**[Marguerite@grainsa.co.za](mailto:Marguerite@grainsa.co.za) / [Strelza@grainsa.co.za](mailto:Strelza@grainsa.co.za)**

**Disclaimer:** The information herein has been obtained from various sources, the accuracy and/or completeness of which Grain SA does not guarantee and for which Grain SA accepts no liability. Any prices or levels contained herein are preliminary and indicative only and do not represent bids or offers. These indications are provided solely for your information and consideration