



INSETPRYSMONITERINGS VERSLAG INPUT PRICE MONITORING REPORT

November 2025

Maandeliks Hersien / Revised Monthly



In die Verslag... In this Report...

Kunsmis/ Fertilizer

Urea: Europe has driven urea price increases by booking large volumes, mainly from North Africa, ahead of the CBAM carbon tax starting in January

Phosphate: Strong competition from other phosphate sources, especially record SSP sales in Brazil, is pressuring MAP prices lower as producers opt for SSP's cheaper cost per ton despite its lower nutrient content.

Potash: Prices remained unchanged across major benchmarks, with a bearish outlook as European buying slows after distributors secured volumes ahead of CBAM.

Diesel

The wholesale diesel price has been on a downward trend recently, now at **R19,1368 per litre**. However, there is an anticipated increase of **72 cents per litre**.

Chemikalieë/ Chemicals

Insecticide prices showed minimum change with an average month-on-month decrease of 0,21%.

Herbicide prices showed an increase in the average month-on-month prices, increasing by 0,7%

Fungicide prices showcased a slight decrease of 0,15% in the month-on-month prices.

On a **year-on-year basis**, chemical prices remain significantly lower across the board with fungicides down 20,11%, herbicides down 17,43%, and insecticides down 1,45%.



Plaaslike Kunsmispryse (Rand Waarde)

Local Fertiliser Prices (Rand Terms)

Fertilizer	Current Ave Fert Price	Prev Month Average Price	M-M	Prev Year Average Price	Year on Year % Change
MAP	17 093,33	17 646,00	-3,13%	15 866,67	7,73%
Urea (46)	10 937,00	11 488,67	-4,80%	10 288,67	6,30%
LAN (28)	9 673,50	10 058,50	-3,83%	9 292,00	4,11%
Potassium Chloride (granular)	9 763,33	9 784,00	-0,21%	8 874,67	10,01%

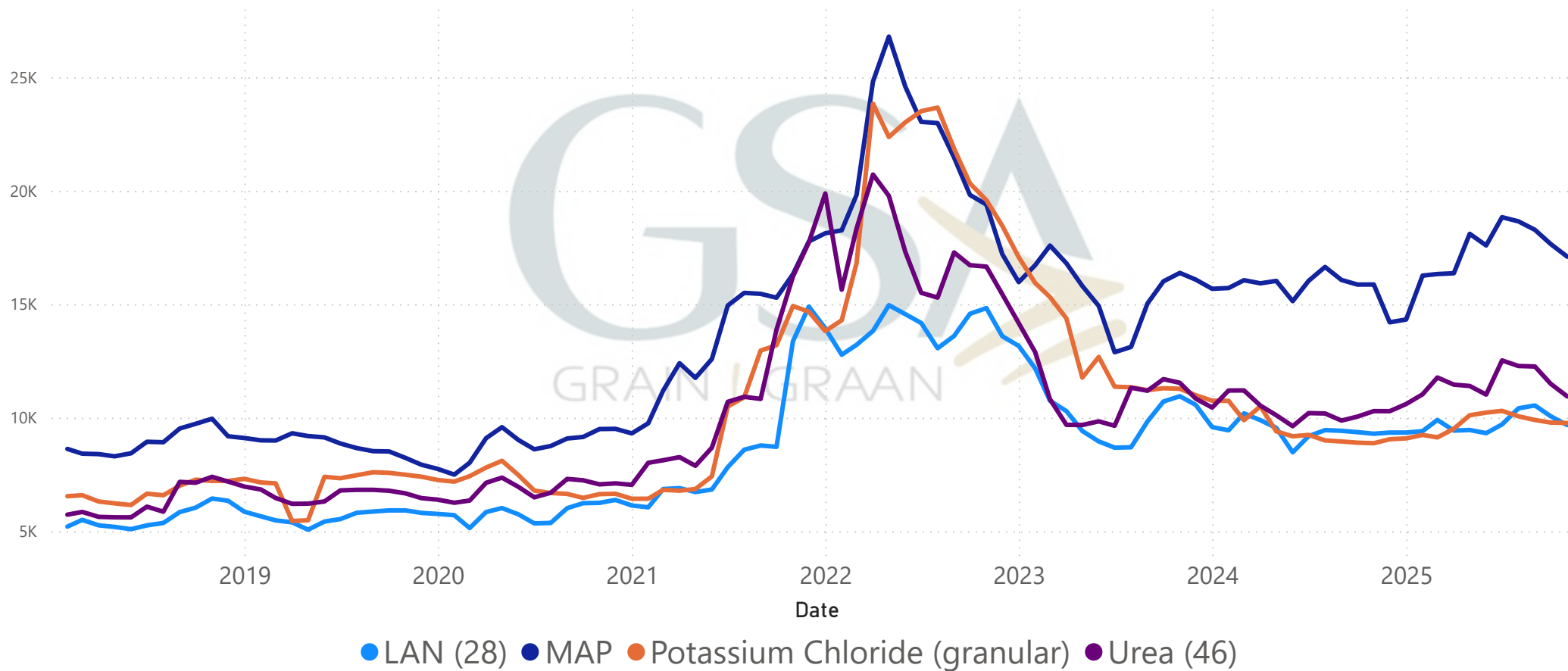
Increase in Price

Decrease in Price

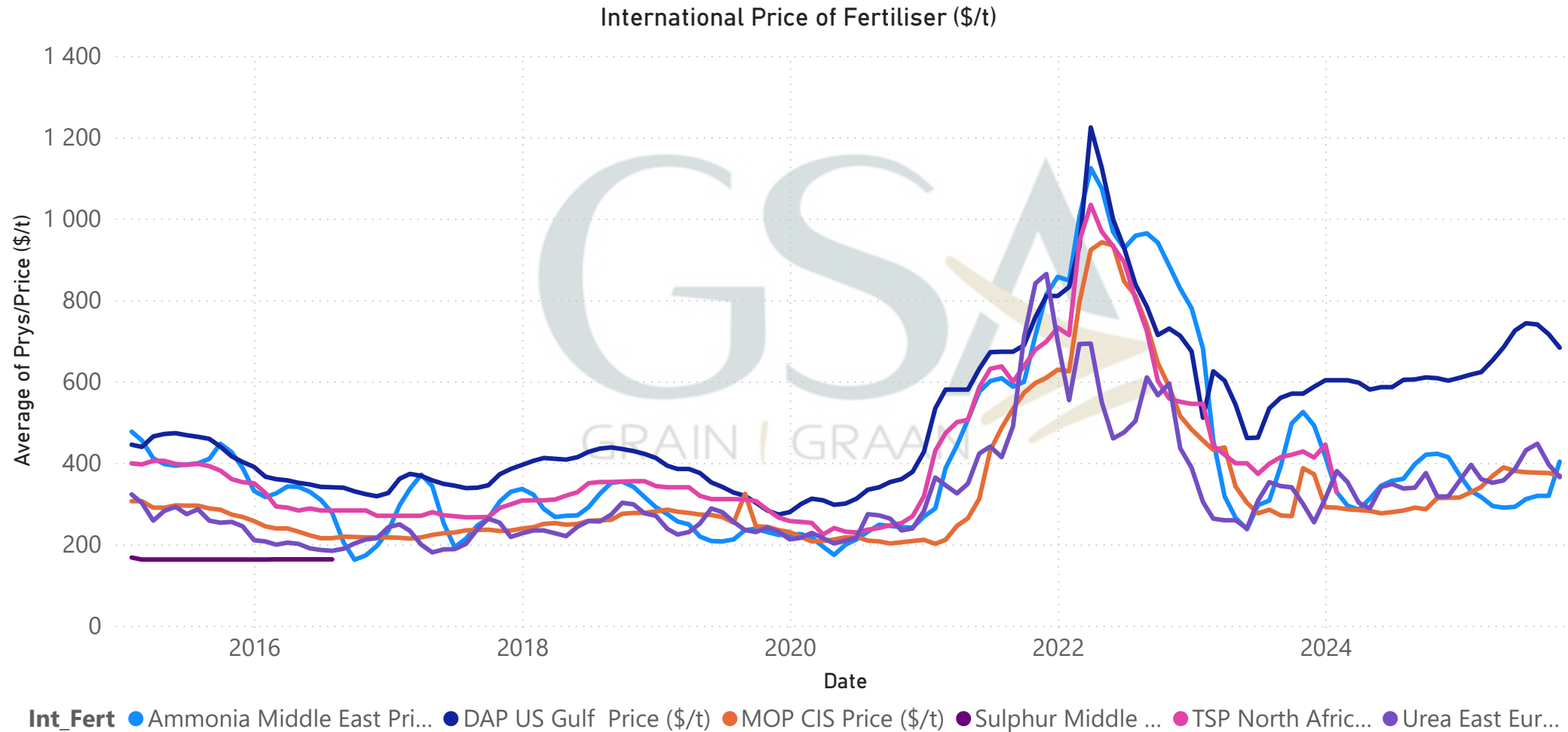


Plaaslike Kunsmispryse (Rand Waarde) Local Fertiliser Prices (Rand Terms)

Average Local Fertiliser Price (R/t)



Internasionale Kunsmispryse (Rand Waarde) International Fertiliser Prices (Rand Terms)



Internasionale Kunsmispryse (Dollar Waarde) International Fertiliser Prices (Dollar Terms)

Kunsmis Naam/ Fertiliser Name	Current Average Price	Previous Month Average Price	Month on Month % Change	Previous Year Average Price	Year on Year % Change
MOP CIS Price (\$/t)	369,00	375,00	-0,02	286,00	0,22
DAP US Gulf Price (\$/t)	683,00	716,00	-0,05	610,00	0,11
Urea East Europe Price (\$/t)	365,00	396,00	-0,08	375,00	-0,03
Ammonia Middle East Price (\$/t)	403,00	319,00	0,21	420,00	-0,04

	Increase in Price
	Decrease in Price



Highlights in the Fertiliser Market



Nitrogen

Urea:

- Europe has driven recent urea price increases by booking large volumes, mainly from North Africa, ahead of the CBAM carbon tax starting in January.
- Prices elsewhere rose gradually in line with Europe until China unexpectedly allowed a fourth urea export allocation for 2025.
- India is expected to issue a smaller urea tender of about 1–1.5 million tons in response to the previous shortfall, which could help stabilize the market by countering falling prices and setting a potential price floor.

Other Nitrogens:

- Ammonium Sulphate (Amsul): Prices fell due to ample supply and pressure from urea market news, while Europe's strong buying ahead of CBAM implementation is slowing as the January deadline approaches.
- Ammonium Nitrate (AN): Prices in Europe remain supported by CBAM, while prices in other markets—particularly for CAN—are trending lower.
- Ammonia: Markets remain firm due to tight supply from additional plant shutdowns for maintenance, with prices largely steady but sentiment signaling potential increases in the coming weeks.



Phosphates

- Phosphate prices continued to decline, with DAP dropping faster than MAP.
- Strong competition from other phosphate sources, especially record SSP sales in Brazil, is pressuring MAP prices lower as producers opt for SSP's cheaper cost per ton despite its lower nutrient content.



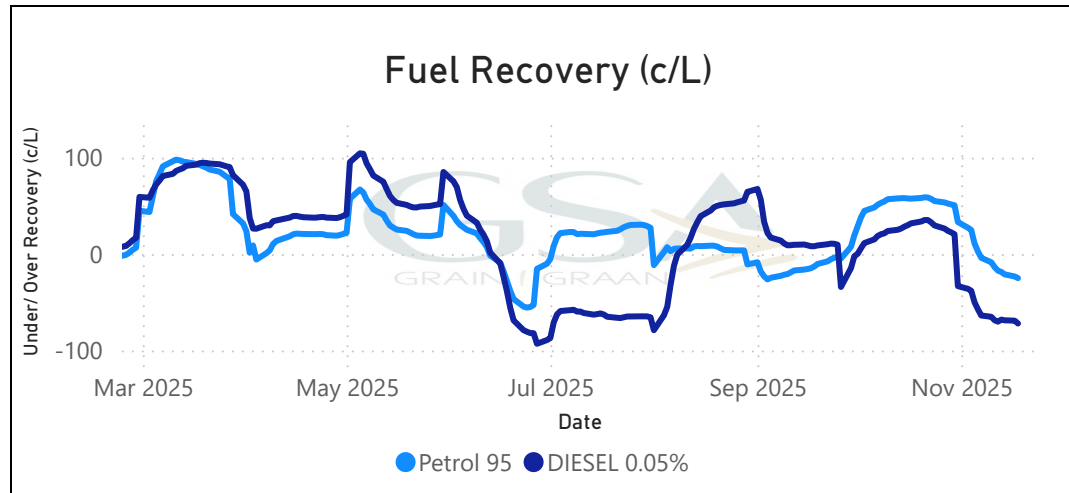
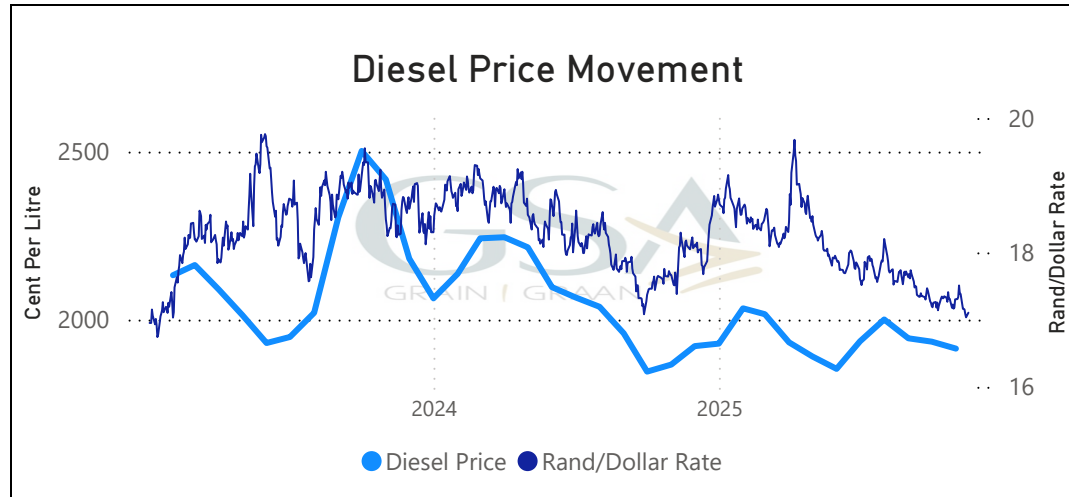
Potash

- Potash prices remained unchanged across major benchmarks, with a bearish outlook as European buying slows after distributors secured volumes ahead of CBAM.
- In the U.S., prices face pressure from an incoming large Russian cargo and limited outlets due to river system closures.



MAANDELIKSE GROOTHANDEL BRANDSTOF PRYS

MONTHLY WHOLESALE FUEL PRICE



Current
Wholesale Diesel Price (R/L)

19,1368

Expected Price Change (c/L) as on
18 November

72,08

The wholesale diesel price is currently sitting at **R19,1368/litre**, with an expected increase of **72 cents per litre** on 03 December.

The bottom graph tracks the under- or over-recovery for both Petrol 95 and Diesel 0.05%. Under-recovery (under the zero line) suggests a potential price increase. In the past few days leading up to 03 December 2025, diesel shows consistent under-recovery, supporting the expected price increase of 72 cents per litre.



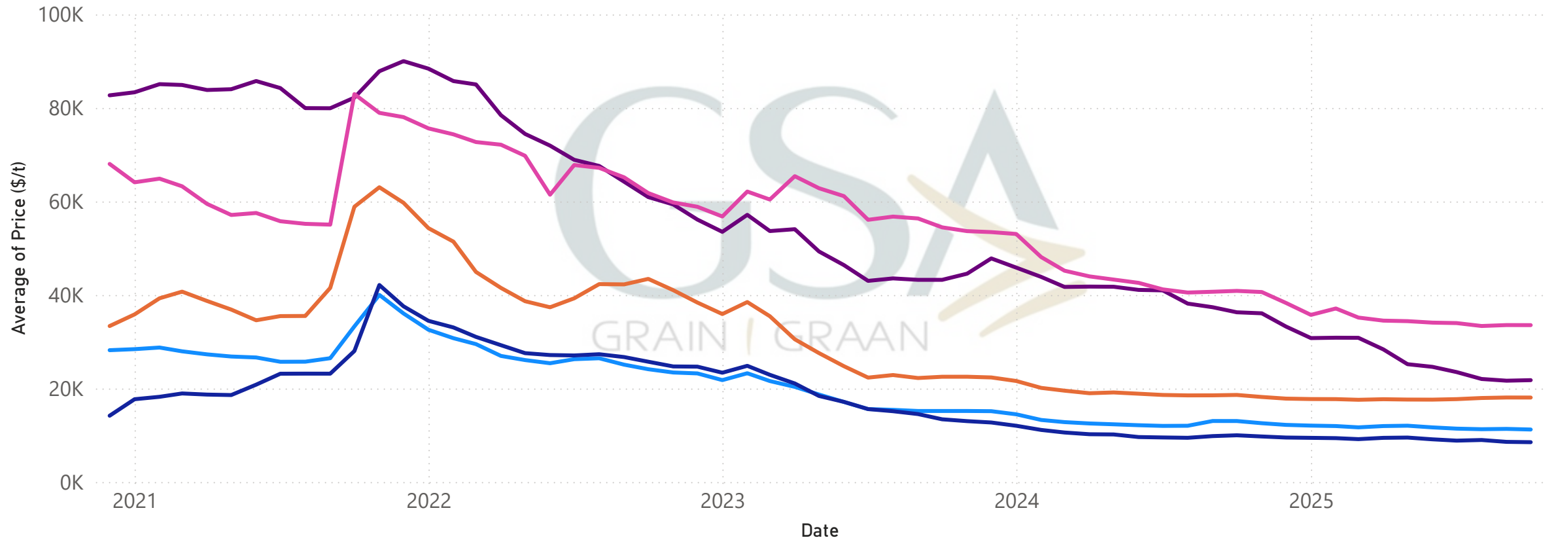
Chemikalieë Pryse/ Chemical Prices

Chemical Type	Current Month Ave Price	Previous Month Ave Price	Month on Month % Change	PrevYearAve Price Chem	Year on Year % Change
Insecticide	16 664,89	16 699,89	-0,21%	16 910,05	-1,45%
94% Cypermethrin technical	9 459,18	9 338,65	1,27%	8 135,05	16,28%
98% Deltamethrin technical	47 918,20	47 938,42	-0,04%	48 184,53	-0,55%
95% Lambda-cyhalothrin technical	13 193,06	13 323,15	-0,99%	13 391,54	-1,48%
98% Carbofuran technical	12 644,97	12 650,31	-0,04%	12 974,74	-2,54%
97% Imidacloprid technical	8 645,03	8 713,22	-0,79%	9 406,69	-8,10%
95% Acetamiprid technical	8 128,91	8 235,61	-1,31%	9 367,77	-13,22%
Herbicide	3 183,31	3 161,02	0,70%	3 855,25	-17,43%
95% Glyphosate technical	3 881,75	3 829,92	1,34%	3 592,19	8,06%
97% Atrazine technical	2 738,18	2 739,34	-0,04%	3 128,87	-12,49%
92% Acetochlor technical	2 580,61	2 581,70	-0,04%	3 243,69	-20,44%
95% Trifluralin technical	3 609,42	3 611,00	-0,04%	4 755,88	-24,11%
97% Metolachlor technical	3 106,59	3 043,16	2,04%	4 555,63	-31,81%
Fungicide	16 640,72	16 665,77	-0,15%	20 829,54	-20,11%
97% Tebuconazole technical	6 709,58	6 751,13	-0,62%	6 163,00	8,87%
96% Azoxystrobin Technical	18 064,24	18 071,87	-0,04%	18 618,76	-2,98%
95% Difenconazole technical	11 225,64	11 359,46	-1,19%	13 039,62	-13,91%
95% Propiconazole technical	8 516,00	8 584,14	-0,80%	9 990,55	-14,76%
97% Epoxiconazole technical	33 547,88	33 562,04	-0,04%	40 870,44	-17,92%
96% Trifloxystrobin technical	21 781,00	21 666,00	0,53%	36 294,84	-39,99%
Total	12 691,19	12 705,83	-0,12%	14 453,75	-12,19%



Swamdoders Fungicides

Price Movements of Fungicides

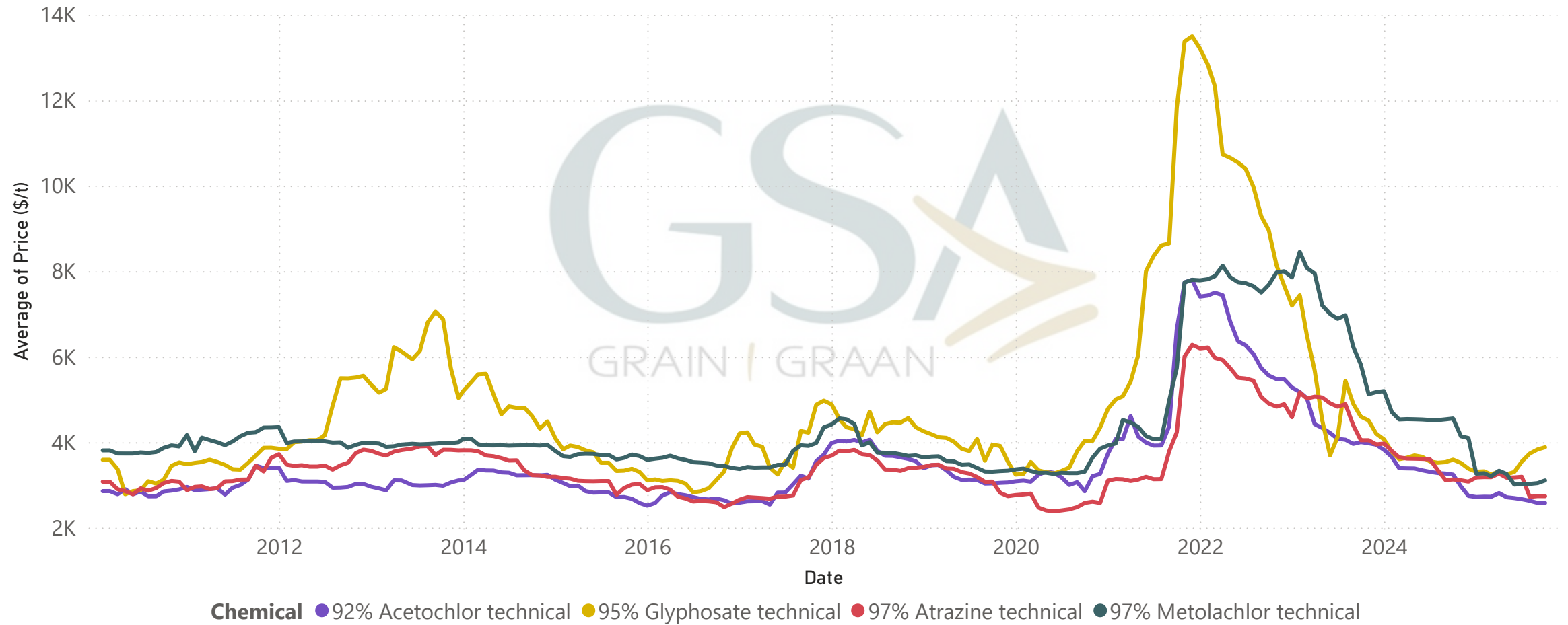


Chemical ● 95% Difenoconazole technical ● 95% Propiconazole technical ● 96% Azoxystrobin Technical ● 96% Trifloxystrobin technical ● 97% Epoxiconazole technic...



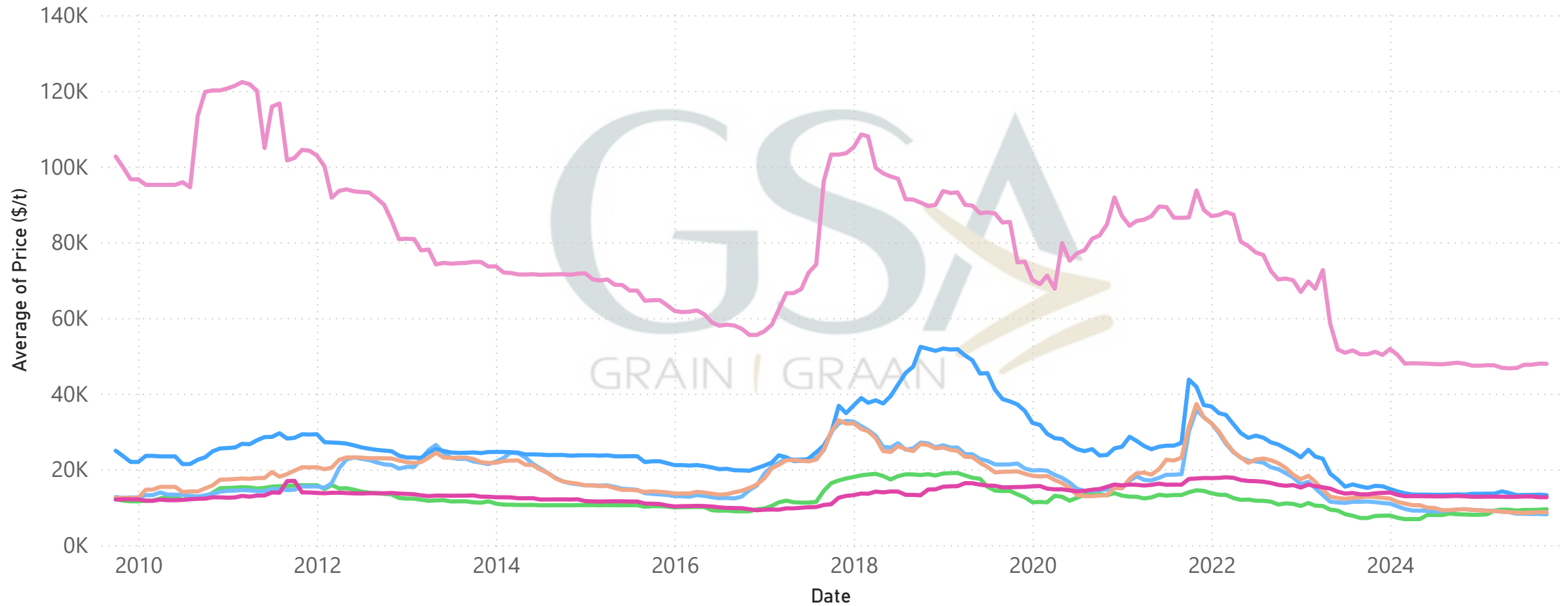
Onkruiddoders Herbicides

Price Movements of Herbicides



Onkruidodors Herbicides

Price Movements of Insecticides



Chemical ● 94% Cypermethrin t... ● 95% Acetamipri... ● 95% Lambda-... ● 97% Imidacl... ● 98% Carb... ● 98% Delt...



DANKIE!

THANK YOU!

Vir enige navrae / for any queries:

Grain SA

Marguerite@grainsa.co.za / Strelza@grainsa.co.za

Disclaimer: The information herein has been obtained from various sources, the accuracy and/or completeness of which Grain SA does not guarantee and for which Grain SA accepts no liability. Any prices or levels contained herein are preliminary and indicative only and do not represent bids or offers. These indications are provided solely for your information and consideration