INSETPRYSMONITERINGS VERSLAG

INPUT PRICE MONITORING REPORT

December 2025

Maandeliks Hersien / Revised Monthly

In die Verslag...
In this Report...

Kunsmis/ Fertilizer

Urea: Prices remain weak as demand slows after the last Indian tender, with the next tender expected only in January.

Phosphate: Phosphate prices continue to fall on limited demand, and China's export halt until August is unlikely to affect near-term supply-demand balance.

Potash: Brazilian potash prices have inched up, but fundamentals point to a short-lived increase with a likely return toward $350 per ton.

Diesel

The wholesale diesel price is currently sitting at **R19,7883/litre**, with an expected decrease of **82 cents per litre** on 07 January 2026.

Chemikalieë/ Chemicals

Insecticide prices showed minimum change with an average month-on-month increase of 0,25%.

Herbicide prices showed a decrease in the average month-on-month prices, decreasing by 0,34%

Fungicide prices showcased a decrease of 1,29% in the month-on-month prices.

On a **year-on-year basis**, chemical prices remain significantly lower across the board with fungicides down 19,99%, herbicides down 13,78%, and insecticides down 0,90%.

Plaaslike Kunsmispryse (Rand Waarde)
Local Fertiliser Prices (Rand Terms)

Fertilizer	Current Ave Fert Price	Prev Month Average Price	M-M	Prev Year Average Price	Year on Year % Change
MAP	16 346,67	17 093,33	-4,37%	14 201,33	15,11%
Urea (46)	10 914,00	10 937,00	-0,21%	10 285,33	6,11%
LAN (28)	9 501,00	9 673,50	-1,78%	9 343,50	1,69%
Potassium Chloride (granular)	9 740,67	9 763,33	-0,23%	9 049,00	7,64%

	Increase in Price
	Decrease in Price

GSA GRAIN | GRAAN

Plaaslike Kunsmispryse (Rand Waarde)
Local Fertiliser Prices (Rand Terms)

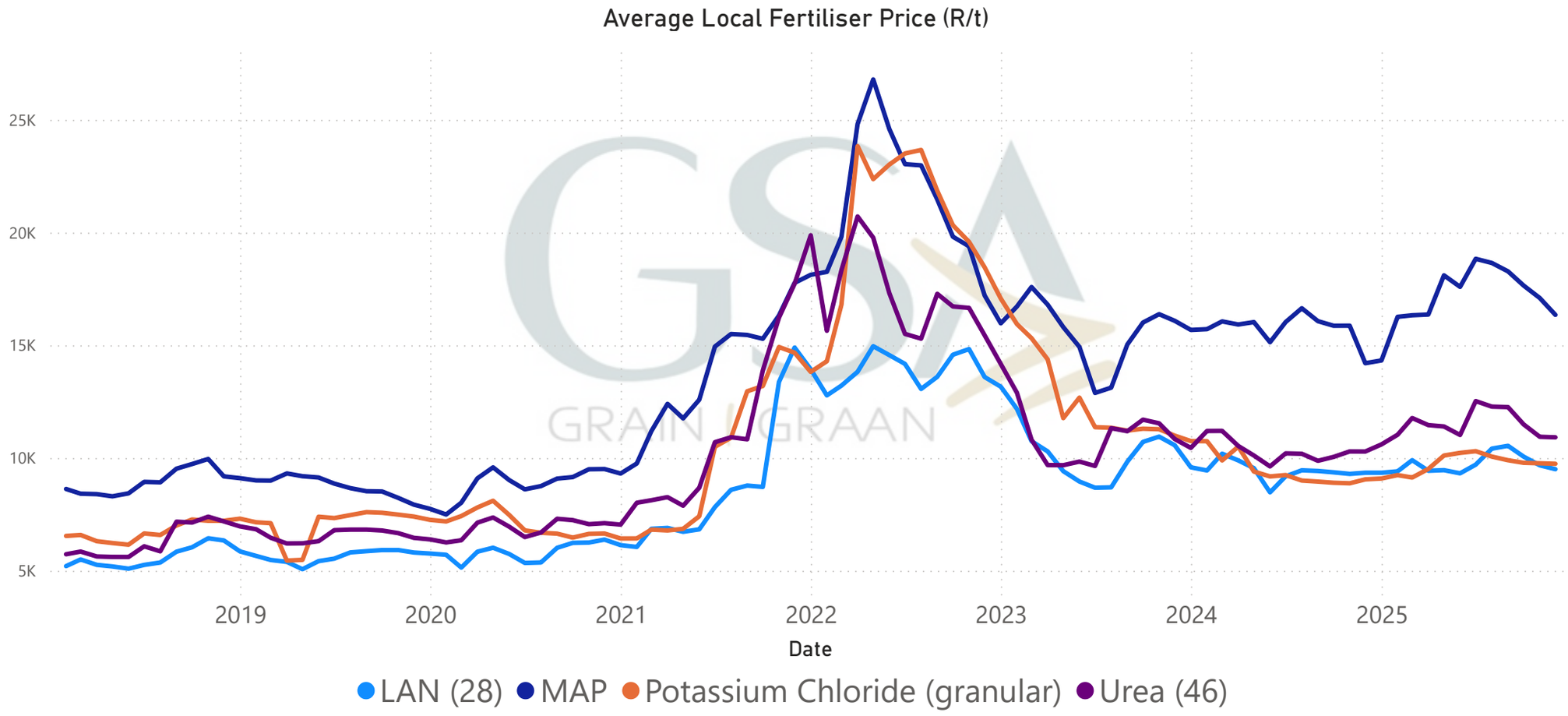

Internasionale Kunsmispryse (Rand Waarde)
International Fertiliser Prices (Rand Terms)

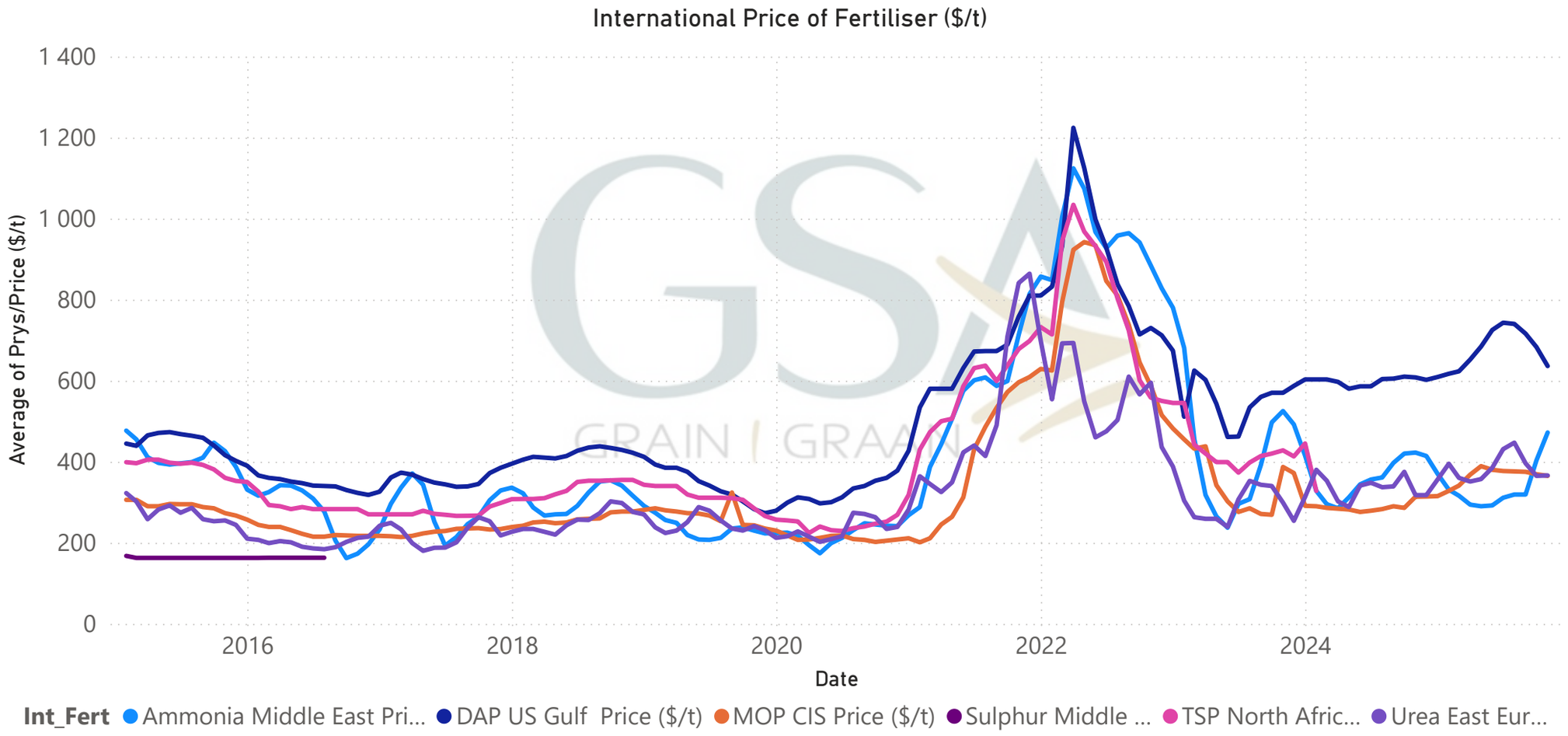

Internasionale Kunsmispryse (Dollar Waarde)
International Fertiliser Prices (Dollar Terms)

Kunsmis Naam/ Fertiliser Name	Current Average Price	Previous Month Average Price	Month on Month % Change	Previous Year Average Price	Year on Year % Change
MOP CIS Price ($/t)	365,00	369,00	-0,01	313,50	0,14
Urea East Europe Price ($/t)	366,00	365,00	0,00	317,50	0,13
Ammonia Middle East Price ($/t)	472,00	403,00	0,15	422,50	0,10
DAP US Gulf Price ($/t)	636,00	683,00	-0,07	608,00	0,04

	Increase in Price
	Decrease in Price

GSA GRAIN | GRAAN

Highlights in the Fertiliser Market

Nitrogen

Urea:

- Urea prices are trending lower as demand remains muted after the recent Indian tender and ahead of the holiday season.
- The next Indian tender is expected only in January, with no major price surprises from this week's FAI conference.

Other Nitrogens:

- Ammonium Sulphate (Amsul): Prices stayed firm despite weaker nitrogen markets, with prices for crystalline and granular grades holding around $170 per ton ex-China.
- Ammonium Nitrate (AN): Prices have stabilized as European buyers hold off ahead of the CBAM rules starting on 1 January. Distributors are avoiding long positions and adopting a wait-and-see approach.
- Ammonia: Prices are stabilizing after last month's sharp gains, with Asia around $500 per ton and US/Europe at $650–700 per ton CFR.

Phosphates

- Phosphate prices continued to fall as Northern Hemisphere buyers delay purchases, hoping for lower Q1 prices.
- China's announcement to halt exports until August may tighten supply later, but near-term impact is expected to be minimal.

Potash

- Brazilian potash prices have risen by about $10 to $365 per ton CFR despite weak demand and poor affordability.
- Most market participants expect this increase to be short-lived, with prices likely retreating toward $350 soon.

MAANDELIKSE GROOTHANDEL BRANDSTOF PRYS
MONTHLY WHOLESALE FUEL PRICE

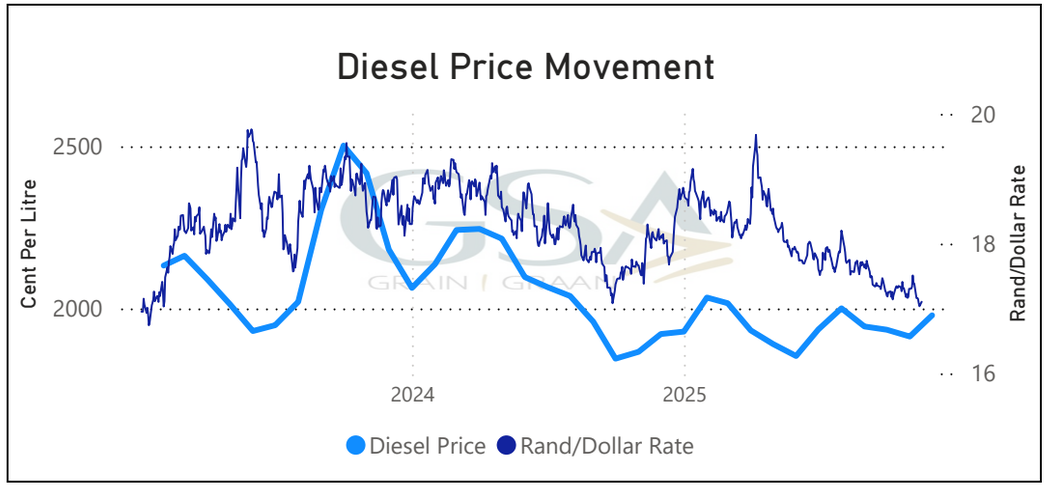

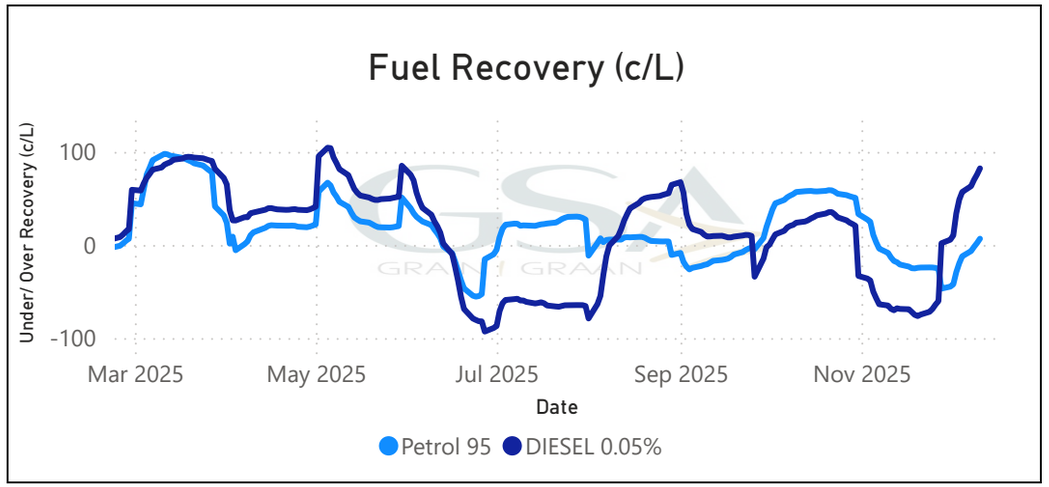

Current Wholesale Diesel Price (R/L)	Expected Price Change (c/L) as on 11 December
19,7883	**-82,25**

The wholesale diesel price is currently sitting at **R19,7883/litre**, with an expected decrease of **82 cents per litre** on 07 January 2026.

The bottom graph tracks the under- or over-recovery for both Petrol 95 and Diesel 0.05%. Over-recovery (above the zero line) suggests a potential price decrease. In the past few days leading up to 07 January 2026, diesel shows consistent over-recovery, supporting the expected price decrease of 82 cents per litre.

Chemikalieë Pryse/ Chemical Prices

Chemical Type	Current Month Ave Price	Previous Month Ave Price	Month on Month % Change	PrevYearAve Price Chem	Year on Year % Change
Insecticide	**16 706,49**	**16 664,89**	**0,25%**	**16 858,23**	**-0,90%**
94% Cypermethrin technical	9 490,54	9 459,18	0,33%	8 086,33	17,37%
95% Lambda-cyhalothrin technical	13 441,99	13 193,06	1,85%	13 311,35	0,98%
98% Deltamethrin technical	48 077,10	47 918,20	0,33%	47 895,97	0,38%
98% Carbofuran technical	12 686,90	12 644,97	0,33%	12 897,04	-1,63%
97% Imidacloprid technical	8 516,00	8 645,03	-1,52%	9 479,33	-10,16%
95% Acetamiprid technical	8 026,41	8 128,91	-1,28%	9 479,33	-15,33%
Herbicide	**3 172,41**	**3 183,31**	**-0,34%**	**3 679,26**	**-13,78%**
95% Glyphosate technical	3 852,29	3 881,75	-0,76%	3 514,44	9,61%
97% Atrazine technical	2 747,26	2 738,18	0,33%	3 110,13	-11,67%
92% Acetochlor technical	2 589,16	2 580,61	0,33%	2 966,32	-12,71%
95% Trifluralin technical	3 621,39	3 609,42	0,33%	4 665,19	-22,37%
97% Metolachlor technical	3 051,96	3 106,59	-1,79%	4 140,20	-26,28%
Fungicide	**16 428,49**	**16 640,72**	**-1,29%**	**20 532,84**	**-19,99%**
97% Tebuconazole technical	6 926,01	6 709,58	3,12%	5 997,13	15,49%
96% Azoxystrobin Technical	18 124,14	18 064,24	0,33%	18 184,83	-0,33%
95% Difenoconazole technical	11 262,86	11 225,64	0,33%	12 574,62	-10,43%
95% Propiconazole technical	8 414,78	8 516,00	-1,20%	9 737,27	-13,58%
97% Epoxiconazole technical	32 364,54	33 547,88	-3,66%	40 625,69	-20,33%
96% Trifloxystrobin technical	21 478,60	21 781,00	-1,41%	36 077,48	-40,47%
Total	**12 627,76**	**12 691,19**	**-0,50%**	**14 278,98**	**-11,56%**

	Increase in Price
	Decrease in Price

GSA GRAIN | GRAAN

Swamdoders
Fungicides

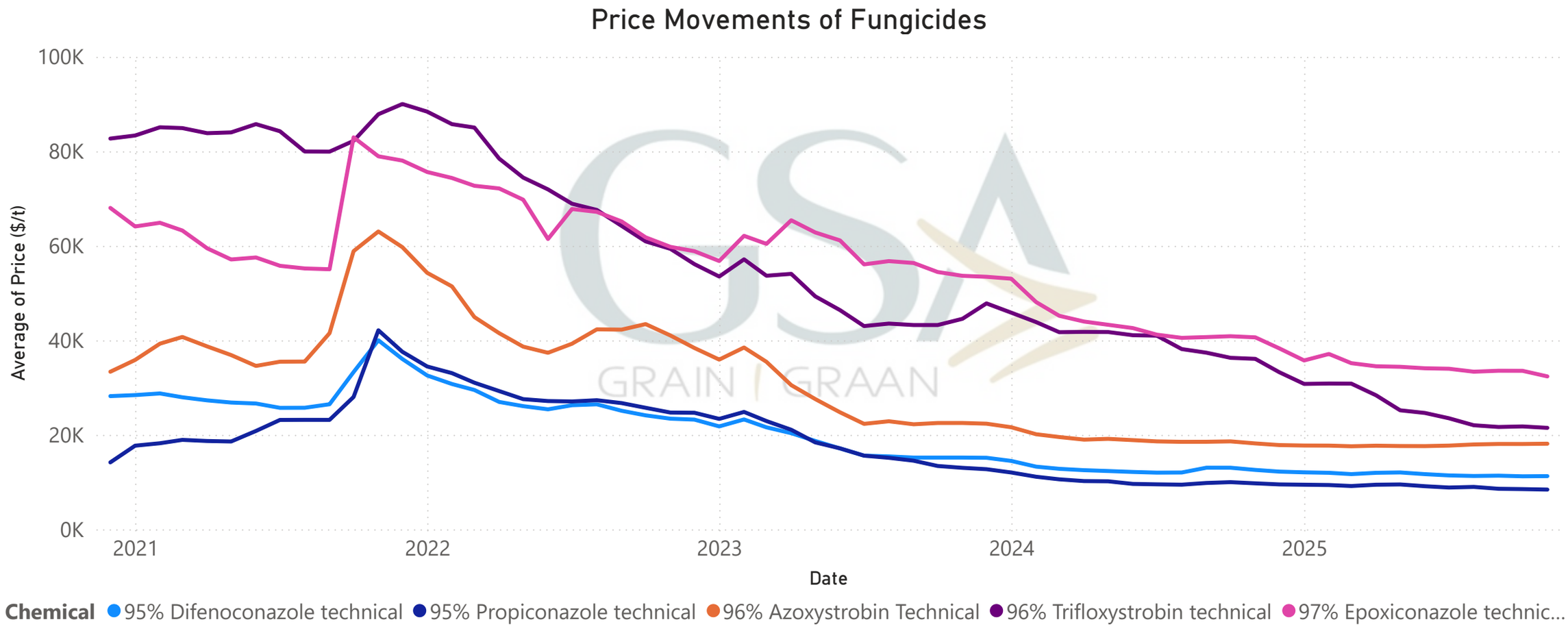

Onkruiddoders
Herbicides

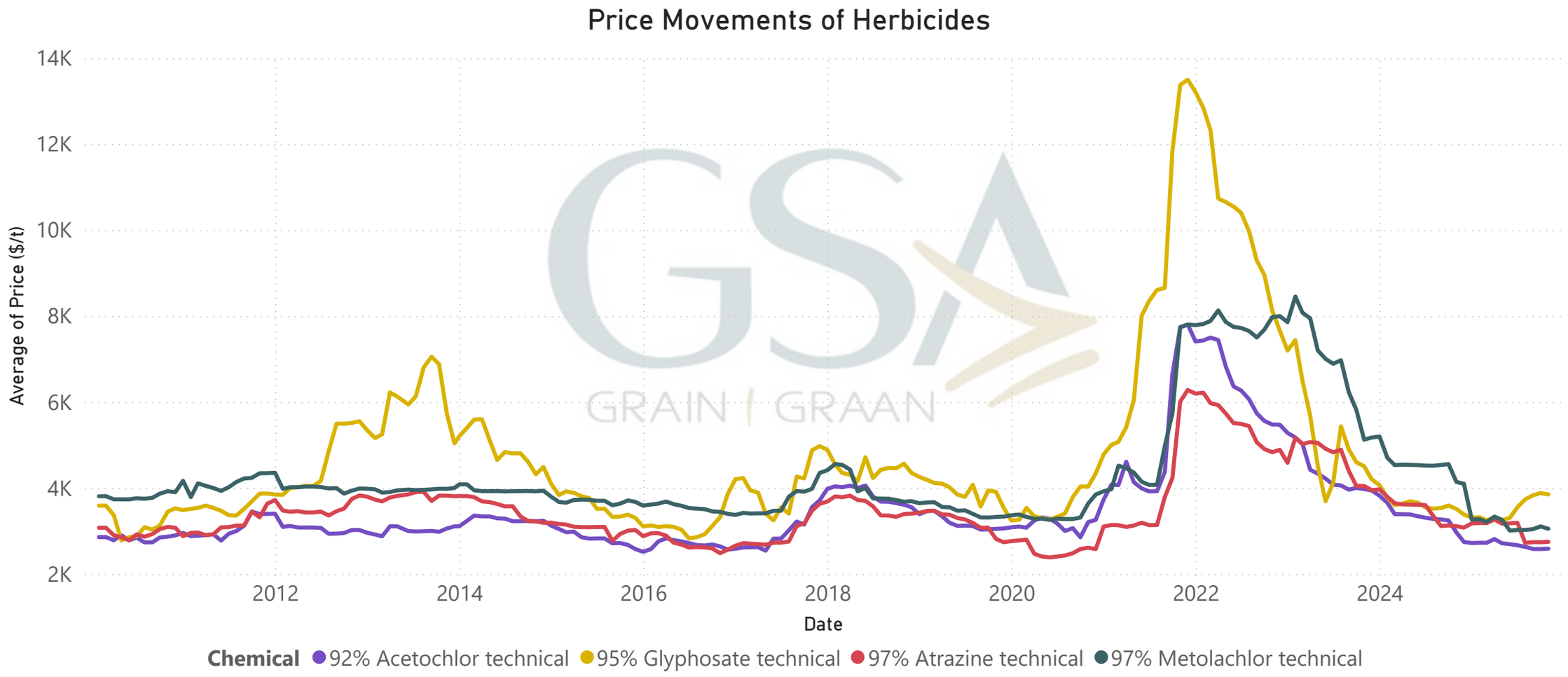

Onkruiddoders
Herbicides

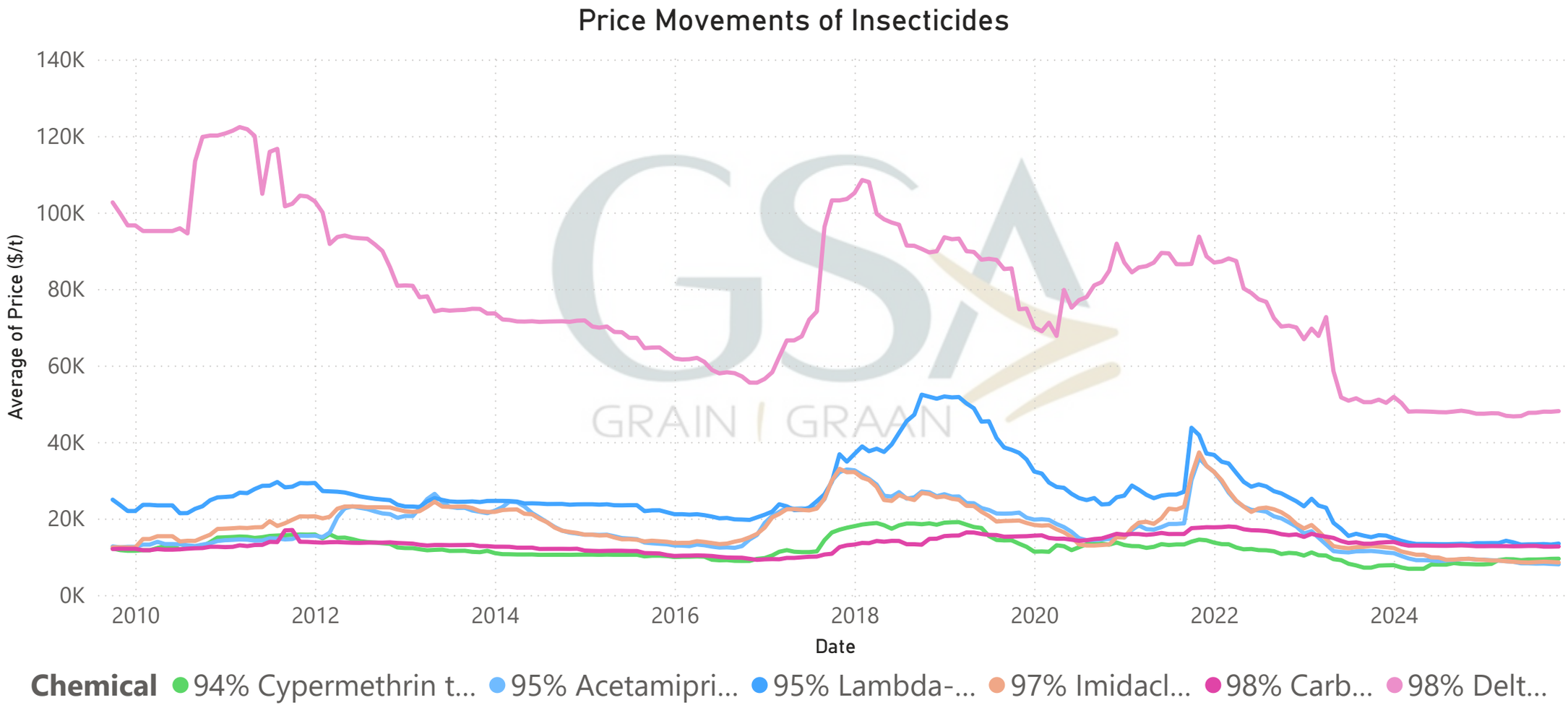

DANKIE!

THANK YOU!

Vir enige navrae / for any queries:

Grain SA

Marguerite@grainsa.co.za/ Strelza@grainsa.co.za

Disclaimer: The information herein has been obtained from various sources, the accuracy and/or completeness of which Grain SA does not guarantee and for which Grain SA accepts no liability. Any prices or levels contained herein are preliminary and indicative only and do not represent bids or offers. These indications are provided solely for your information and consideration