



This report delivers an overview of essential market indicators, highlighting crucial local and international commodity prices, exchange rates, and significant share indices that influence market trends.

Hierdie verslag bied 'n oorsig van noodsaaklike markaanwysers, wat belangrike plaaslike en internasionale kommoditeitspryse, wisselkoerse en beduidende aandeelindekse wat markneigings beïnvloed, uitlig.

FOREX

Currency Pair	Current Exchange Rate	Previous Exchange Rate	% Change
ZAR/USD	16.24	16.25	-0.06%
ZAR/EUR	18.57	18.57	0.00%
YEN/ZAR	9.56	9.53	0.31%
GBP / USD	1.34	1.33	0.75%
EUR / USD	1.14	1.14	0.00%

Hard Commodities / Harde Kommoditeite

Commodity	Latest Price	Previous Price	% Change
Brent Crude Oil (\$/Barrel)	72.57	71.97	0.83%
Gold (\$)	4,124.47	4,152.91	-0.68%
Platinum \$	1,617.00	1,642.70	-1.56%
Silver \$	60.55	61.74	-1.93%

Die Rand het effens versterk teenoor die Dollar en open vanoggend teen R16,24/\$.

Die Dow Jones-indeks verhandel teen 53 397, die JSE Industrial 25 teen 128 917, terwyl die JSE Resource 10 teen 107 693 verhandel.

Die Brent-ru-olieprys het met 0.83 % gestyg om teen \$72.57 per vat te open.

The Rand strengthened against the Dollar and opened this morning at R 16,24/\$.

The Dow Jones index is trading at 53 397, the JSE Industrial 25 at 128 917, while the JSE Resource 10 is trading at 107 693.

Brent crude oil price increased by 0.83% to open at \$72.57 per barrel.

Indices / Indekse

Index Name	Current Index	Previous Index	% Change
All Share	111,164.03	111,507.32	-0.31%
ASX All	8,787.00	8,828.20	-0.47%
DJ Futures	53,397.00	53,170.00	0.43%
JSE Financial 15	26,372.86	26,164.80	0.80%
JSE Industrial 25	128,917.53	129,129.95	-0.16%
JSE Metals & Mining	114,250.17	116,870.49	-2.24%
JSE Resource 10	107,693.96	109,581.10	-1.72%
JSE Top 40	102,791.18	103,108.64	-0.31%
Nasdaq	26,121.16	25,832.67	1.12%
Nikkei	68,052.93	69,562.76	-2.17%
Shanghai	3,980.81	4,044.62	-1.58%
SP 500	7,537.43	7,483.24	0.72%

Spesiale dank aan die Maize Trust vir gedeeltelike befondsing van die verslag
Special Thanks to the Maize Trust for partially funding this report.





3,180.00
White Maize

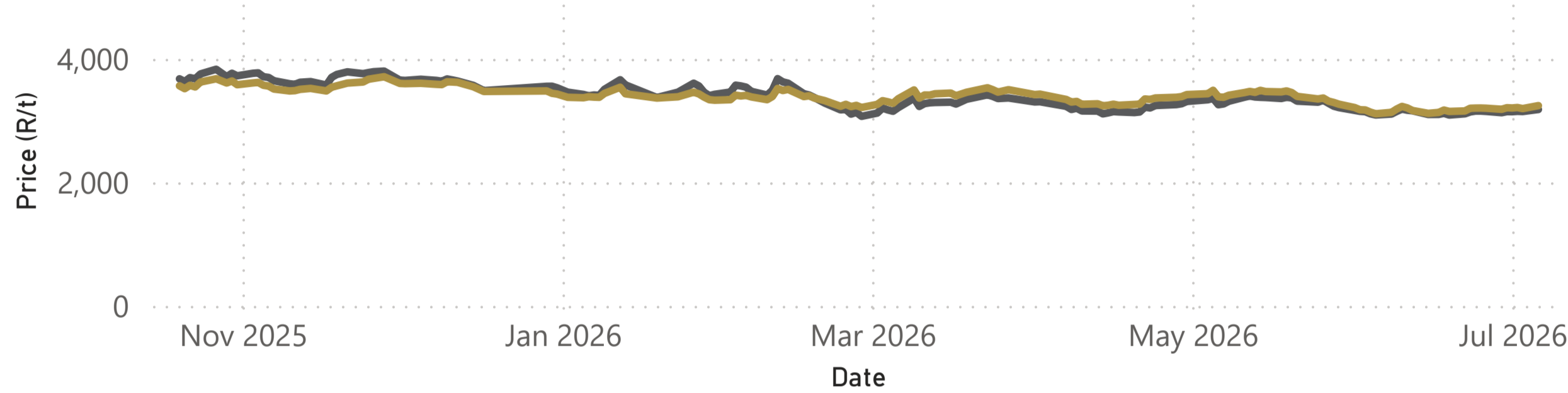
3,242.00
Yellow Maize

7,084.00
Soybean

9,297.00
Sunflower

5,776.00
Wheat

Yellow and White Maize Spot Price



Commodity ● White Maize ● Yellow Maize

Commodity	Spot Price	Previous Price	Change	Previous Month	Change (M-M)	Previous Year	Change (Y-Y)
Yellow Maize	3,242.00	3,194.00	↑ 1.50 %	3,133.00	↑ 3.48 %	3,563.00	↓ -9.01 %
White Maize	3,180.00	3,147.00	↑ 1.05 %	3,106.00	↑ 2.38 %	3,676.00	↓ -13.49 %

Futures / Termynkontrakte

Commodity	Latest Price	Previous Price	Change	Previous Week	Change (W-W)
White Maize					
August, 2026	3,216.00	3,170.00	↑ 1.45 %	3,175.00	↑ 1.29 %
September, 2026	3,258.00	3,215.00	↑ 1.34 %	3,218.00	↑ 1.24 %
December, 2026	3,361.00	3,318.00	↑ 1.30 %	3,320.00	↑ 1.23 %
March, 2027	3,432.00	3,388.00	↑ 1.30 %	3,386.00	↑ 1.36 %
July, 2027	3,544.00	3,496.00	↑ 1.37 %	3,500.00	↑ 1.26 %
September, 2027	3,598.00	3,566.00	↑ 0.90 %	3,565.00	↑ 0.93 %
Yellow Maize					
August, 2026	3,280.00	3,248.00	↑ 0.99 %	3,237.00	↑ 1.33 %
September, 2026	3,335.00	3,289.00	↑ 1.40 %	3,281.00	↑ 1.65 %
December, 2026	3,435.00	3,393.00	↑ 1.24 %	3,380.00	↑ 1.63 %
March, 2027	3,481.00	3,436.00	↑ 1.31 %	3,427.00	↑ 1.58 %
July, 2027	3,524.00	3,477.00	↑ 1.35 %	3,488.00	↑ 1.03 %
September, 2027	3,575.00	3,572.00	↑ 0.08 %	3,578.00	↓ -0.08 %

USA Futures / VSA Termynkontrakte

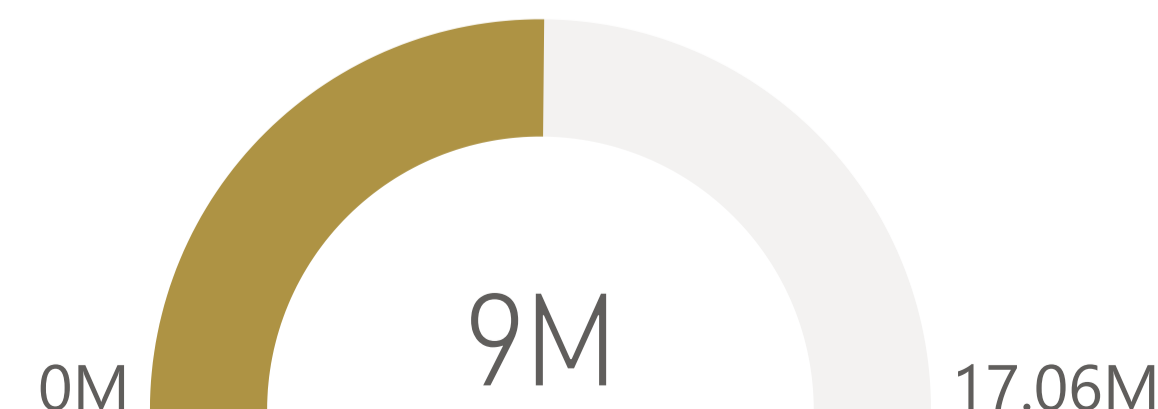
Source: CME (ZAR/T)

Contract Name	Latest Price	Previous Price	Change	Previous Week	Change (W-W)
---------------	--------------	----------------	--------	---------------	--------------

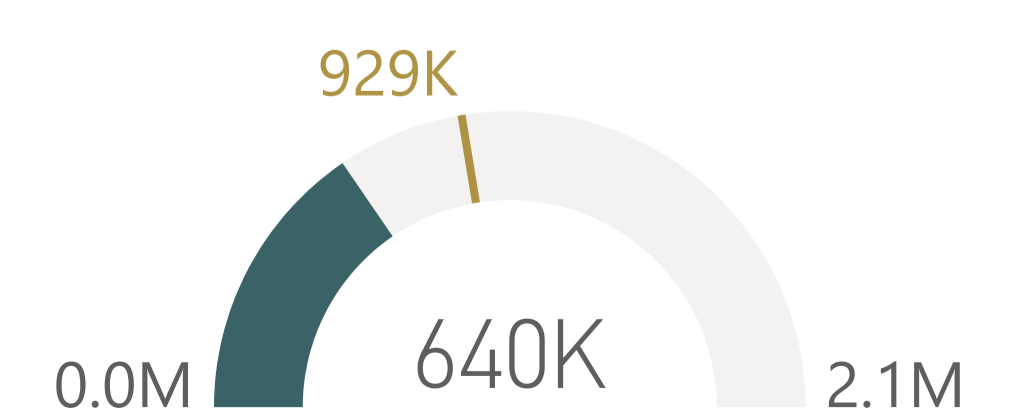
CBOT-mieliepryse het gister hoër verhandel nadat warmer en droër weervoorsigte vir dele van die Amerikaanse Middeweste kommer oor gewasontwikkeling gedurende 'n kritieke groeistadium laat toeneem het. Die onsekerheid oor die weer het ondersteuning aan pryse gebied, terwyl tegniese koopbelangstelling ná die langnaweek verdere momentum aan die mark verleen het.

CBOT corn prices traded higher yesterday as forecasts for hotter and drier weather across parts of the U.S. Midwest increased concerns about crop development during a critical stage of the growing season. Weather uncertainty provided support to prices, while technical buying following the long holiday weekend added further momentum to the market.

White and Yellow Maize Deliveries



Maize Exports and Intentions





3,180.00
White Maize

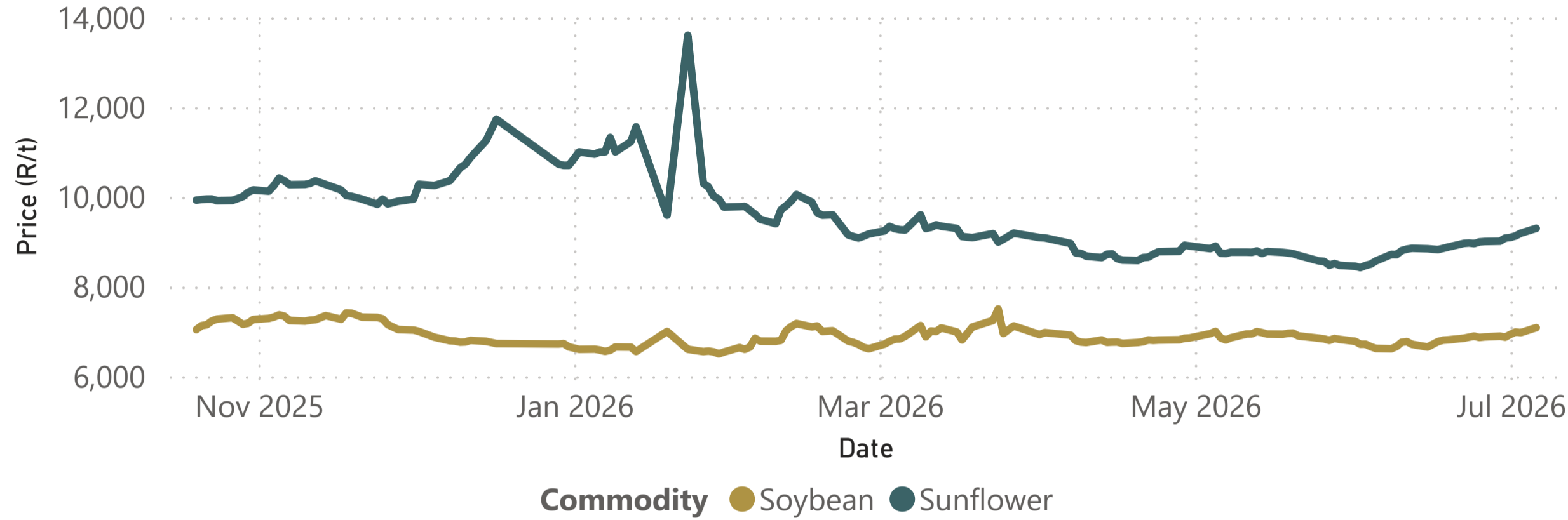
3,242.00
Yellow Maize

7,084.00
Soybean

9,297.00
Sunflower

5,776.00
Wheat

Sunflower and Soybean Price



Commodity	Spot Price	Previous Price	Change	Previous Month	Change (M-M)	Previous Year	Change (Y-Y)
Soybean	7,084.00	6,973.00	↑ 1.59 %	6,613.00	↑ 7.12 %	7,040.00	↑ 0.63 %
Sunflower	9,297.00	9,188.00	↑ 1.19 %	8,715.00	↑ 6.68 %	9,925.00	↓ -6.33 %

CBOT-sojaboonpryse het gister sterk hoër verhandel nadat warmer en droër weervoorsigte vir dele van die Amerikaanse Middeweste kommer oor gewasontwikkeling gedurende 'n kritieke groeistadium laat toeneem het. Die weersonsekerheid het die mark ondersteun, terwyl optimisme oor moontlike Sjinese vraag na Amerikaanse sojabone verdere koopbelangstelling verbeter het. Die mark se sterk reaksie op hierdie faktore het daartoe gelei dat sojaboonpryse hul grootste eendagstyging in byna 'n jaar aangeteken het.

CBOT soybean prices traded sharply higher yesterday as forecasts for hotter and drier weather across parts of the U.S. Midwest increased concerns about crop development during a critical stage of the growing season. Weather uncertainty supported the market, while optimism surrounding potential Chinese demand for U.S. soybeans encouraged further buying interest. The market's strong reaction to these factors resulted in soybean prices recording their largest single-day gain in nearly a year.

Futures / Termynkontrakte

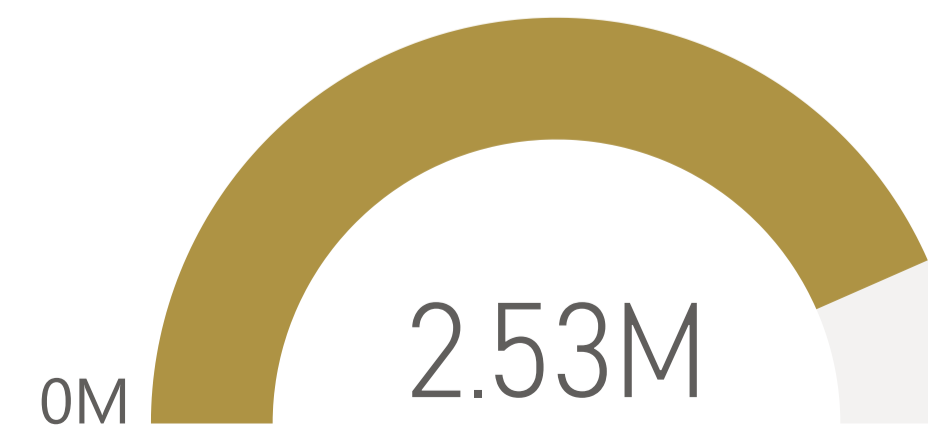
Commodity	Latest Price	Previous Price	Change	Previous Week	Change (W-W)
Soybean					
August, 2026	7,134.00	7,046.00	↑ 1.25 %	6,941.00	↑ 2.78 %
September, 2026	7,213.00	7,109.00	↑ 1.46 %	7,034.00	↑ 2.54 %
December, 2026	7,384.00	7,263.00	↑ 1.67 %	7,189.00	↑ 2.71 %
March, 2027	7,335.00	7,235.00	↑ 1.38 %	7,172.00	↑ 2.27 %
May, 2027	7,233.00	7,150.00	↑ 1.16 %	7,109.00	↑ 1.74 %
Sunflower					
August, 2026	9,195.00	9,141.00	↑ 0.59 %	9,039.00	↑ 1.73 %
September, 2026	9,404.00	9,353.00	↑ 0.55 %	9,195.00	↑ 2.27 %
October, 2026	8,772.00			8,772.00	0.00 %
December, 2026	9,554.00	9,509.00	↑ 0.47 %	9,399.00	↑ 1.65 %
March, 2027	9,380.00	9,320.00	↑ 0.64 %	9,300.00	↑ 0.86 %
May, 2027	8,800.00	8,800.00	0.00 %	8,800.00	0.00 %

USA Soybean Futures / VSA Sojaboon Termynkontrakte

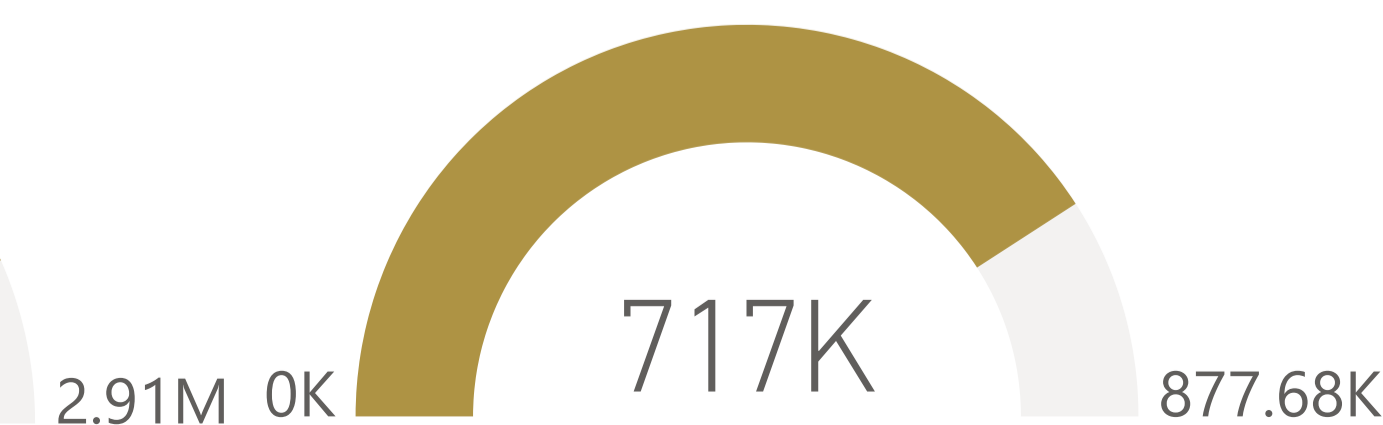
Source: CME (ZAR/T)

Contract Name	Latest Price	Previous Price	Change	Previous Week	Change (W-W)
August, 2026	R 6,767.68				

Soybean Deliveries



Sunflower Deliveries





Wintergrains / Wintergrane

3,180.00
White Maize

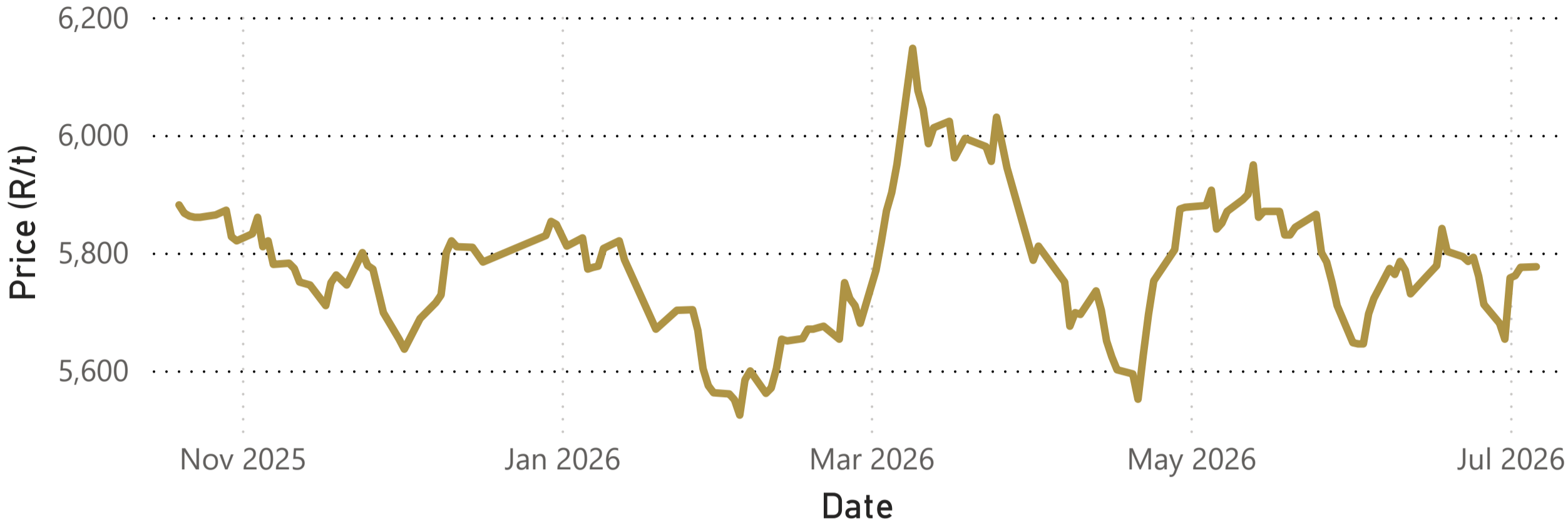
3,242.00
Yellow Maize

7,084.00
Soybean

9,297.00
Sunflower

5,776.00
Wheat

Wheat / Koring



Commodity	Spot Price	Previous Price	Change	Previous Month	Change (M-M)	Previous Year	Change (Y-Y)
Wheat	5,776.00	5,775.00	↑ 0.02 %	5,773.00	↑ 0.05 %	5,881.00	↓ -1.79 %

CBOT KC HRW-koringpryse het gister hoër verhandel nadat die mark steeds ondersteuning ontvang het van die jongste USDA-verslag, wat laer as verwagte Amerikaanse koringaanplantings getoon het en kommer oor toekomstige koringvoorrade laat toeneem het. Verdere steun het gekom van aanhoudend swak gewastoeistande in belangrike Hard Red Winter-koringgebiede, ondanks die vordering van die winterkoringoes.

CBOT KC HRW wheat prices traded higher yesterday as the market continued to receive support from the latest USDA report, which showed lower-than-expected U.S. wheat plantings and increased concerns about future wheat supplies. Additional support came from persistently poor crop conditions in key Hard Red Winter wheat-producing regions, despite the progress of the winter wheat harvest.

Futures / Termynkontrakte

Commodity	Latest Price	Previous Price	Change	Previous Week	Change (W-W)
Wheat					
September, 2026	5,842.00	5,847.00	↓ -0.09 %	5,816.00	↑ 0.45 %
December, 2026	5,880.00	5,879.00	↑ 0.02 %	5,835.00	↑ 0.77 %
March, 2027	6,052.00	6,052.00	0.00 %	5,995.00	↑ 0.95 %

USA Futures / VSA Termynkontrakte

HRW Source: CME (ZAR/T)

Contract Name	Latest Price	Previous Price	Change	Previous Week	Change (W-W)

Wheat Imports and Intentions

