



**This report delivers an overview of essential market indicators, highlighting crucial local and international commodity prices, exchange rates, and significant share indices that influence market trends.**

**Hierdie verslag bied 'n oorsig van noodsaaklike markaanwysers, wat belangrike plaaslike en internasionale kommoditeitspryse, wisselkoerse en beduidende aandeelindekse wat markneigings beïnvloed, uitlig.**

### FOREX

Currency Pair	Current Exchange Rate	Previous Exchange Rate	% Change
ZAR/USD	16.25	16.21	0.25%
ZAR/EUR	18.57	18.56	0.05%
YEN/ZAR	9.56	9.53	0.31%
GBP / USD	1.33	1.34	-0.75%
EUR / USD	1.14	1.14	0.00%

### Hard Commodities / Harde Kommoditeite

Commodity	Latest Price	Previous Price	% Change
Brent Crude Oil (\$/Barrel)	71.97	72.27	-0.42%
Gold (\$)	4,152.91	4,171.45	-0.44%
Platinum \$	1,642.70	1,667.70	-1.50%
Silver \$	61.74	62.35	-0.98%

Die Rand het verswak teenoor die Dollar en open vanoggend teen R16,25/\$.  
Die Dow Jones-indeks verhandel teen 53 170, die JSE Industrial 25 teen 129 129, terwyl die JSE Resource 10 teen 109 581 verhandel.  
Die Brent-ru-olieprys het met 0.42 % gedaal om teen \$71.97 per vat te open.

*The Rand weakened against the Dollar and opened this morning at R 16,25/\$.*

*The Dow Jones index is trading at 53 170, the JSE Industrial 25 at 129 129, while the JSE Resource 10 is trading at 109 581.*

*Brent crude oil price decreased by 0.42% to open at \$71.97 per barrel.*

### Indices / Indekse

Index Name	Current Index	Previous Index	% Change
All Share	111,507.32	110,449.25	0.96%
ASX All	8,828.20	8,849.40	-0.24%
DJ Futures	53,170.00	53,285.00	-0.22%
JSE Financial 15	26,164.80	26,076.83	0.34%
JSE Industrial 25	129,129.95	128,550.11	0.45%
JSE Metals & Mining	116,870.49	113,560.13	2.92%
JSE Resource 10	109,581.10	107,052.75	2.36%
JSE Top 40	103,108.64	102,083.88	1.00%
Nasdaq	25,832.67	25,832.67	0.00%
Nikkei	69,562.76	69,457.69	0.15%
Shanghai	4,044.62	4,064.17	-0.48%
SP 500	7,483.24	7,483.24	0.00%

**Spesiale dank aan die Maize Trust vir gedeeltelike befondsing van die verslag**  
**Special Thanks to the Maize Trust for partially funding this report.**





3,147.00  
White Maize

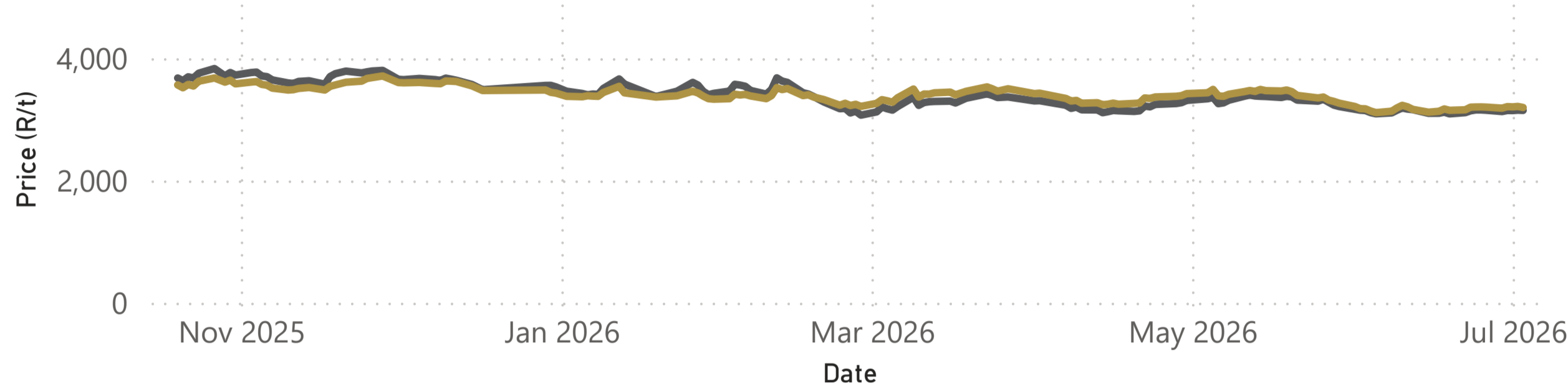
3,194.00  
Yellow Maize

6,973.00  
Soybean

9,188.00  
Sunflower

5,775.00  
Wheat

Yellow and White Maize Spot Price



Commodity ● White Maize ● Yellow Maize

Commodity	Spot Price	Previous Price	Change	Previous Month	Change (M-M)	Previous Year	Change (Y-Y)
White Maize	3,147.00	3,150.00	↓ -0.10 %	3,144.00	↑ 0.10 %	3,676.00	↓ -14.39 %
Yellow Maize	3,194.00	3,211.00	↓ -0.53 %	3,172.00	↑ 0.69 %	3,563.00	↓ -10.36 %

CBOT-mieliepryse het Vrydag onveranderd gebly, aangesien geen verhandeling plaasgevind het weens die Amerikaanse Onafhankelikeidag-vakansiedag nie. Markaktiwiteit het dus ná Donderdag se sessie tot stilstand gekom, met handelaars wat steeds die implikasies van die jongste USDA-verslae en weervoorsigte vir die Amerikaanse Midde-Weste evalueer. Die fokus bly op produksietoestande in belangrike mieliegebiede, waar verwagte temperatuur- en reënvalpatrone in die komende weke 'n bepalende rol in opbrengsverwagtinge en verdere prysrigting kan speel.

CBOT corn prices remained unchanged on Friday, as no trading took place due to the United States Independence Day public holiday. Market activity therefore paused following Thursday's session, with traders continuing to assess the implications of the latest USDA reports and weather forecasts for the U.S. Midwest. Attention remains focused on crop conditions across key corn-producing regions, where expected temperature and rainfall patterns over the coming weeks could play an important role in yield expectations and further price direction.

Futures / Termynkontrakte

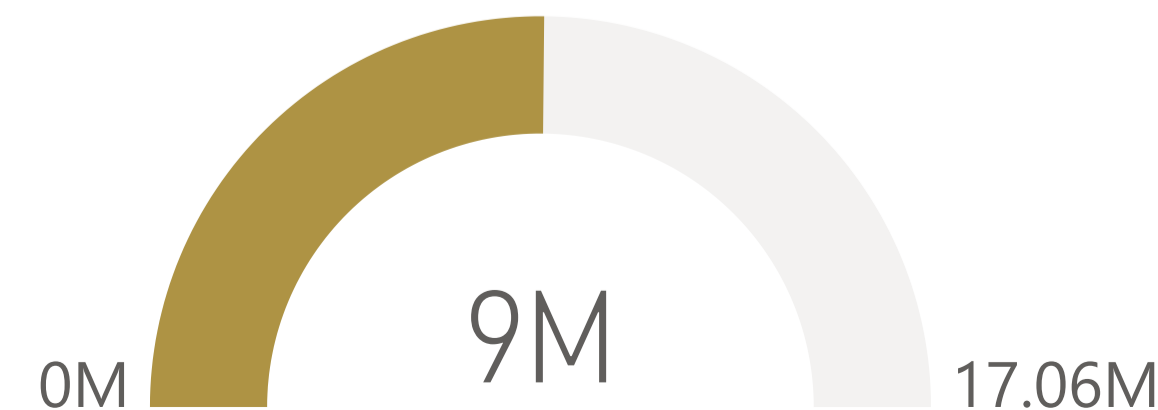
Commodity	Latest Price	Previous Price	Change	Previous Week	Change (W-W)
<b>White Maize</b>					
August, 2026	3,170.00	3,190.00	↓ -0.63 %	3,185.00	↓ -0.47 %
September, 2026	3,215.00	3,237.00	↓ -0.68 %	3,235.00	↓ -0.62 %
December, 2026	3,318.00	3,338.00	↓ -0.60 %	3,335.00	↓ -0.51 %
March, 2027	3,388.00	3,410.00	↓ -0.65 %	3,405.00	↓ -0.50 %
July, 2027	3,496.00	3,519.00	↓ -0.65 %	3,520.00	↓ -0.68 %
September, 2027	3,566.00	3,566.00	0.00 %	3,565.00	↑ 0.03 %
<b>Yellow Maize</b>					
August, 2026	3,248.00	3,255.00	↓ -0.22 %	3,243.00	↑ 0.15 %
September, 2026	3,289.00	3,307.00	↓ -0.54 %	3,294.00	↓ -0.15 %
December, 2026	3,393.00	3,411.00	↓ -0.53 %	3,382.00	↑ 0.33 %
March, 2027	3,436.00	3,456.00	↓ -0.58 %	3,430.00	↑ 0.17 %
July, 2027	3,477.00	3,500.00	↓ -0.66 %	3,495.00	↓ -0.52 %
September, 2027	3,572.00	3,580.00	↓ -0.22 %	3,546.00	↑ 0.73 %

USA Futures / VSA Termynkontrakte

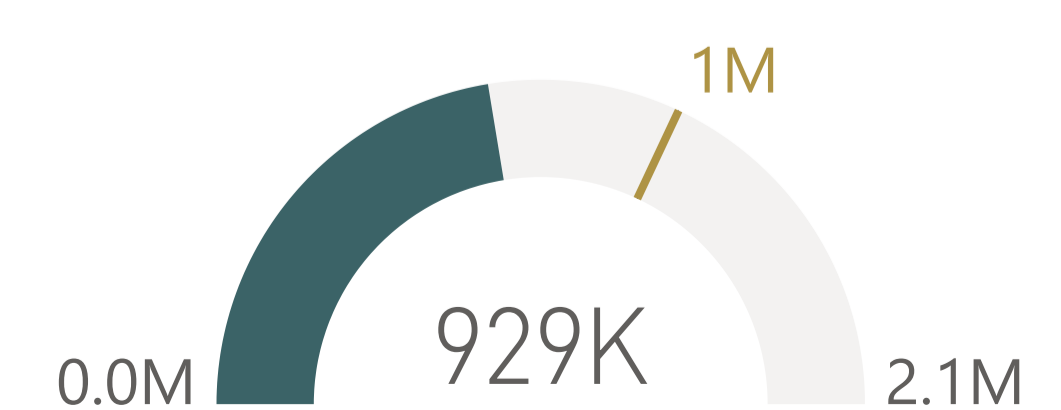
Source: CME (ZAR/T)

Contract Name	Latest Price	Previous Price	Change	Previous Week	Change (W-W)
---------------	--------------	----------------	--------	---------------	--------------

White and Yellow Maize Deliveries



Maize Exports and Intentions





3,147.00  
White Maize

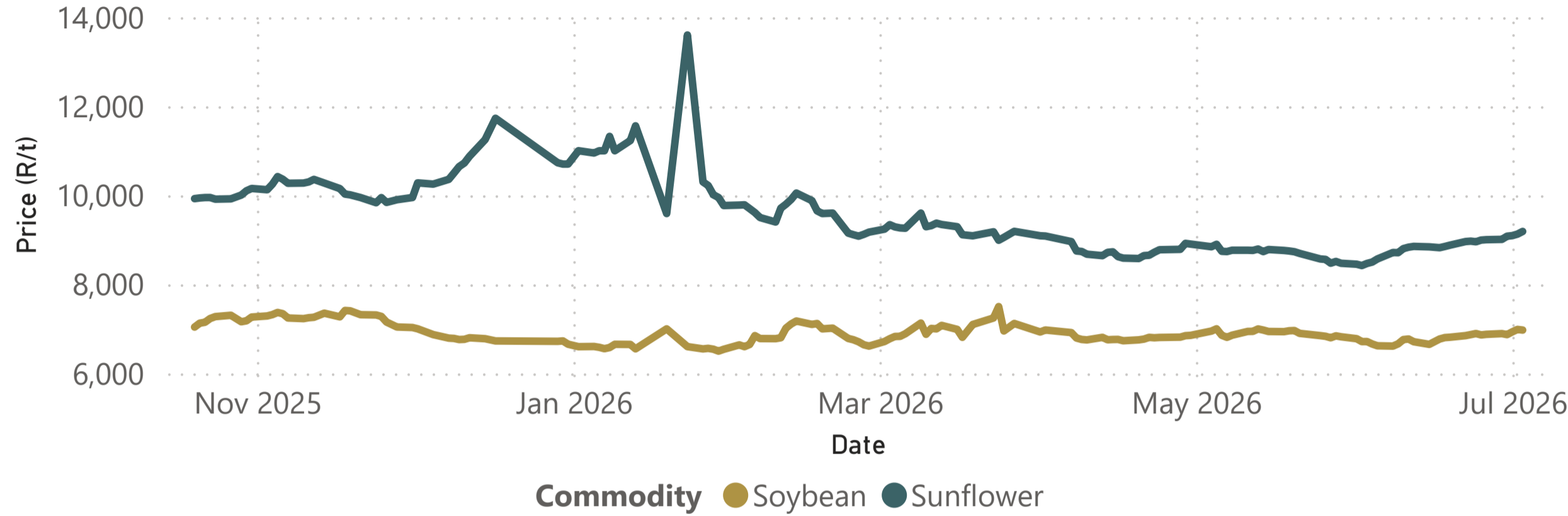
3,194.00  
Yellow Maize

6,973.00  
Soybean

9,188.00  
Sunflower

5,775.00  
Wheat

Sunflower and Soybean Price



Commodity	Spot Price	Previous Price	Change	Previous Month	Change (M-M)	Previous Year	Change (Y-Y)
Sunflower	9,188.00	9,128.00	↑ 0.66 %	8,469.00	↑ 8.49 %	9,925.00	↓ -7.43 %
Soybean	6,973.00	6,987.00	↓ -0.20 %	6,715.00	↑ 3.84 %	7,040.00	↓ -0.95 %

CBOT-sojaboonpryse het Vrydag onveranderd gebly, aangesien Amerikaanse markte gesluit was vir die Onafhanklikheidsdag-vakansiedag. Ná Donderdag se verhandeling het die mark se fokus steeds op produksietoestande in die Amerikaanse Midde-Weste gebly, waar weerstoestande tans 'n groot rol speel in die ontwikkeling van die sojaboones. Vooruitsigte vir reënval en temperature oor die komende weke sal waarskynlik 'n belangrike invloed hê op opbrengsverwagtinge en die verdere rigting van pryse.

CBOT soybean prices remained unchanged on Friday, as U.S. markets were closed for the Independence Day public holiday. Following Thursday's trading session, market focus remained on crop conditions across the U.S. Midwest, where weather conditions continue to play a major role in soybean crop development. Rainfall and temperature forecasts over the coming weeks are expected to remain important factors influencing yield expectations and the further direction of prices.

Futures / Termynkontrakte

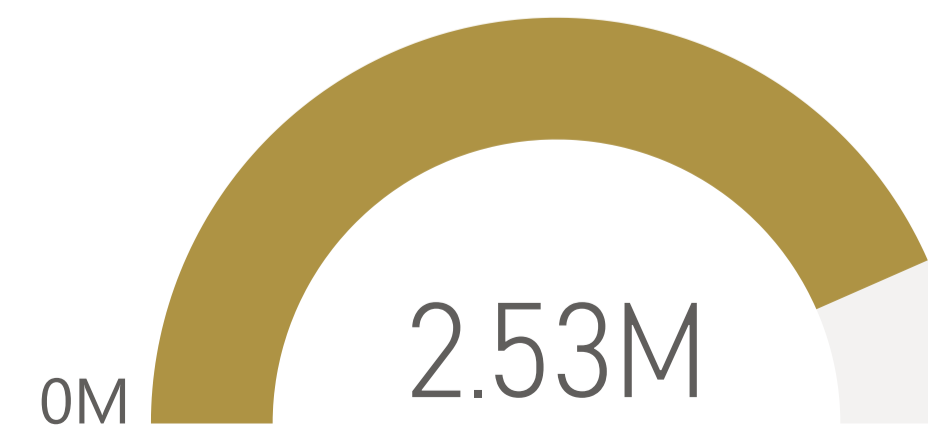
Commodity	Latest Price	Previous Price	Change	Previous Week	Change (W-W)
<b>Soybean</b>					
August, 2026	7,046.00	7,046.00	0.00 %	6,941.00	↑ 1.51 %
September, 2026	7,109.00	7,131.00	-0.31 %	7,016.00	↑ 1.33 %
December, 2026	7,263.00	7,305.00	-0.57 %	7,165.00	↑ 1.37 %
March, 2027	7,235.00	7,280.00	-0.62 %	7,165.00	↑ 0.98 %
May, 2027	7,150.00	7,200.00	-0.69 %	7,084.00	↑ 0.93 %
<b>Sunflower</b>					
August, 2026	9,141.00	9,141.00	0.00 %	9,017.00	↑ 1.38 %
September, 2026	9,353.00	9,308.00	0.48 %	9,178.00	↑ 1.91 %
October, 2026	8,772.00	8,772.00	0.00 %	8,772.00	0.00 %
December, 2026	9,509.00	9,480.00	0.31 %	9,374.00	↑ 1.44 %
March, 2027	9,320.00	9,310.00	0.11 %	9,240.00	↑ 0.87 %
May, 2027	8,800.00	8,800.00	0.00 %	8,800.00	0.00 %

USA Soybean Futures / VSA Sojaboon Termynkontrakte

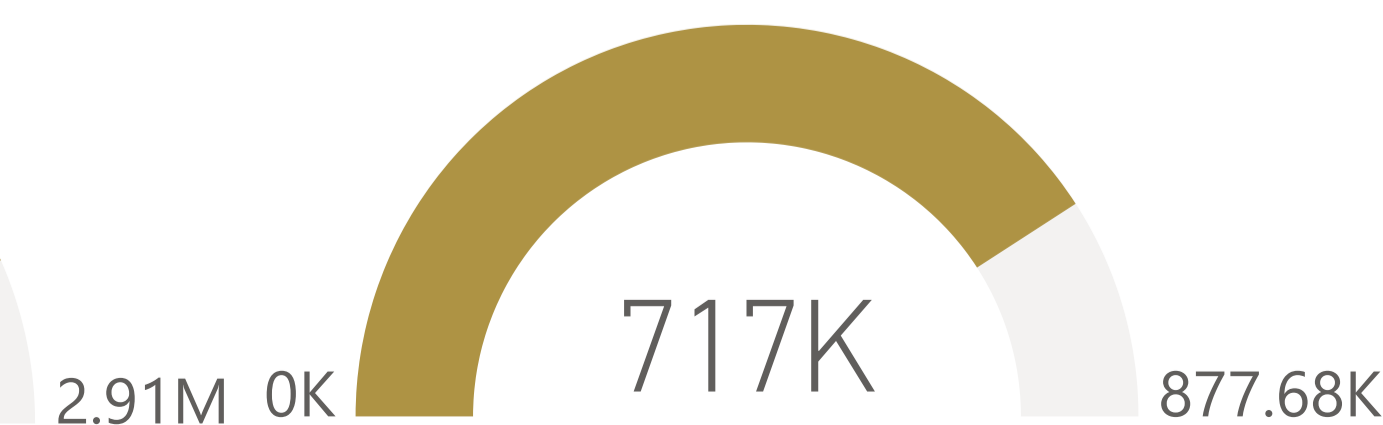
Source: CME (ZAR/T)

Contract Name	Latest Price	Previous Price	Change	Previous Week	Change (W-W)
August, 2026	R 6,767.68				

Soybean Deliveries



Sunflower Deliveries





Wintergrains / Wintergrane

3,147.00  
White Maize

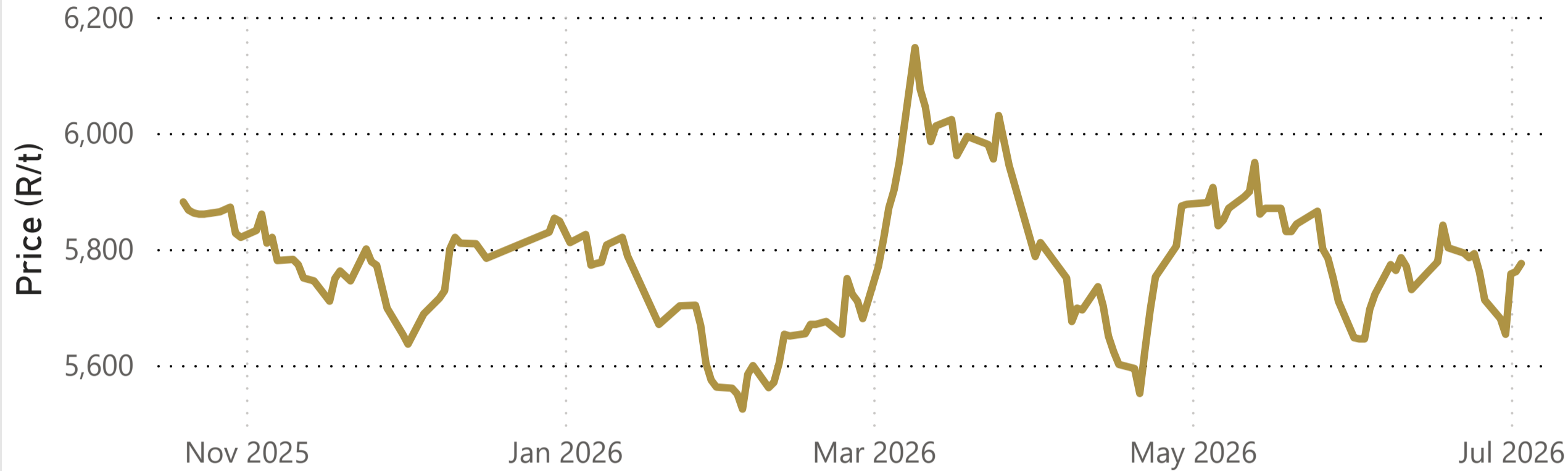
3,194.00  
Yellow Maize

6,973.00  
Soybean

9,188.00  
Sunflower

5,775.00  
Wheat

Wheat / Koring



Commodity ● Wheat

Commodity	Spot Price	Previous Price	Change	Previous Month	Change (M-M)	Previous Year	Change (Y-Y)
Wheat	5,775.00	5,761.00	↑ 0.24 %	5,645.00	↑ 2.30 %	5,881.00	↓ -1.80 %

CBOT KC HRW-koringpryse het Vrydag onveranderd gebly, aangesien Amerikaanse markte gesluit was vir die Onafhanklikheidsdag-vakansiedag. Die mark se fokus bly egter op die Amerikaanse winterkoringoes, wat goeie vordering toon in verskeie belangrike produksiegebiede. Sommige dele van die Amerikaanse Vlake ervaar steeds droër toestande en laer opbrengspotensiaal, wat verdere ondersteuning aan pryse bied. Uitvoerbelangstelling en verwagtinge van kleiner HRW-koringaanplantings bly ook belangrike faktore wat die mark ondersteun.

CBOT KC HRW wheat prices remained unchanged on Friday, as U.S. markets were closed for the Independence Day public holiday. Market focus nevertheless remained on the U.S. winter wheat harvest, which continues to make good progress across several key production regions. Some parts of the U.S. Plains are still experiencing drier conditions and lower yield potential, which continue to provide support to prices. Export interest and expectations of smaller HRW wheat plantings also remain important factors supporting the market.

Futures / Termynkontrakte

Commodity	Latest Price	Previous Price	Change	Previous Week	Change (W-W)
<b>Wheat</b>					
September, 2026	5,847.00	5,869.00	↓ -0.37 %	5,797.00	↑ 0.86 %
December, 2026	5,879.00	5,901.00	↓ -0.37 %	5,815.00	↑ 1.10 %
March, 2027	6,052.00	6,052.00	0.00 %	5,995.00	↑ 0.95 %

USA Futures / VSA Termynkontrakte

HRW Source: CME (ZAR/T)

Contract Name	Latest Price	Previous Price	Change	Previous Week	Change (W-W)

Wheat Imports and Intentions

