



3,154.00
White Maize

3,203.00
Yellow Maize

6,864.00
Soybean

8,994.00
Sunflower

5,760.00
Wheat

This report delivers an overview of essential market indicators, highlighting crucial local and international commodity prices, exchange rates, and significant share indices that influence market trends.

Hierdie verslag bied 'n oorsig van noodsaaklike markaanwysers, wat belangrike plaaslike en internasionale kommoditeitspryse, wisselkoerse en beduidende aandeelindekse wat markneigings beïnvloed, uitlig.

FOREX

Currency Pair	Current Exchange Rate	Previous Exchange Rate	% Change
ZAR/EUR	18.79	18.83	-0.21%
ZAR/USD	16.51	16.55	-0.24%
YEN/ZAR	9.56	9.53	0.31%
GBP / USD	1.32	1.32	0.00%
EUR / USD	1.14	1.14	0.00%

Hard Commodities / Harde Kommoditeite

Commodity	Latest Price	Previous Price	% Change
Brent Crude Oil (\$/Barrel)	73.75	72.62	1.56%
Gold (\$)	4,013.72	3,987.16	0.67%
Platinum \$	1,574.05	1,559.40	0.94%
Silver \$	56.79	57.13	-0.60%

Die Rand het versterk teenoor die Dollar en open vanoggend teen R16,51/\$.
Die Dow Jones-indeks verhandel teen 52 238, die JSE Industrial 25 teen 130 371, terwyl die JSE Resource 10 teen 104 871 verhandel.
Die Brent-ru-olieprys het met 1.56% gestyg om teen \$73.75 per vat te open.

The Rand strengthened against the Dollar and opened this morning at R 16,51/\$.

The Dow Jones index is trading at 52 238, the JSE Industrial 25 at 130 371, while the JSE Resource 10 is trading at 104 871.

Brent crude oil price increased by 1.56% to open at \$73.75 per barrel.

Indices / Indekse

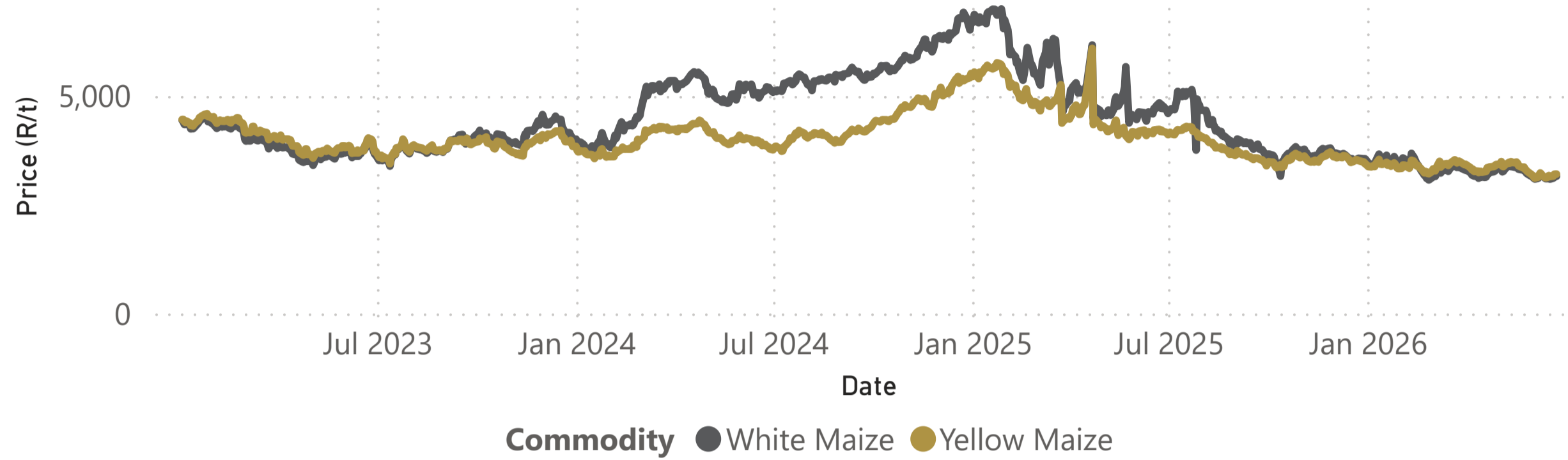
Index Name	Current Index	Previous Index	% Change
All Share	110,900.74	109,828.87	0.98%
ASX All	8,766.00	8,776.90	-0.12%
DJ Futures	52,238.00	52,269.00	-0.06%
JSE Financial 15	26,514.02	26,325.09	0.72%
JSE Industrial 25	130,371.10	129,729.13	0.49%
JSE Metals & Mining	110,433.96	107,415.86	2.81%
JSE Resource 10	104,871.06	102,600.81	2.21%
JSE Top 40	102,624.03	101,533.96	1.07%
Nasdaq	25,358.60	25,476.64	-0.46%
Nikkei	69,112.37	72,160.02	-4.22%
Shanghai	4,037.99	4,121.87	-2.03%
SP 500	7,357.49	7,358.22	-0.01%





Summergrain / Somergraan

Yellow and White Maize Spot Price



Commodity	Spot Price	Previous Price	Change	Previous Month	Change (M-M)	Previous Year	Change (Y-Y)
Yellow Maize	3,203.00	3,202.00	↑ 0.03 %	3,350.00	↓ -4.39 %	8,426.00	↓ -61.99 %
White Maize	3,154.00	3,154.00	↔ 0.00 %	3,298.00	↓ -4.37 %	18,394.00	↓ -82.85 %

CBOT-mieliepryse het gister herstel en hoër verhandel nadat die mark begin fokus het op warmer en droër weerstoestande wat vir dele van die Amerikaanse Mielie-Belt voorspel word. Alhoewel die Amerikaanse mielie-oes tans steeds goed lyk, het kommer oor moontlike hitte- en vogstres tydens belangrike groei stradiums stans ondersteuning aan pryse gebied het. Handelaars het ook van hul kort posisies verander ná die onlangse dalings in die mark, wat verdere steun aan pryse verleen het.

CBOT corn prices recovered and traded higher yesterday after the market shifted its focus to warmer and drier weather conditions forecast for parts of the U.S. Corn Belt. Although the U.S. corn crop is still currently in relatively good condition, concerns over potential heat and moisture stress during key growth stages provided support to prices. Traders also adjusted their short positions following the recent declines in the market, which added further support to prices.

3,154.00
White Maize

3,203.00
Yellow Maize

6,864.00
Soybean

8,994.00
Sunflower

5,760.00
Wheat

Futures / Termynkontrakte

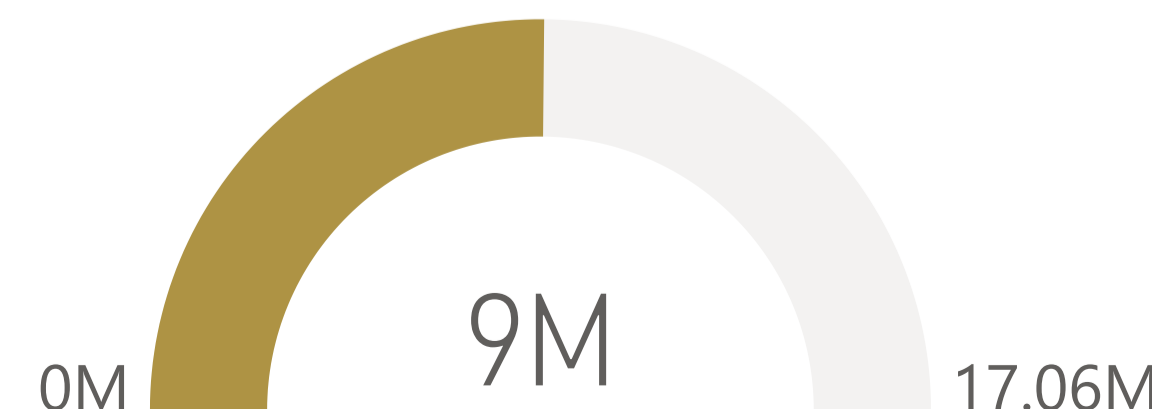
Commodity	Latest Price	Previous Price	Change	Previous Week	Change (W-W)
White Maize					
July, 2026	3,154.00	3,154.00	↔ 0.00 %	3,131.00	↑ 0.73 %
August, 2026	3,185.00	3,185.00	↔ 0.00 %	3,185.00	↔ 0.00 %
September, 2026	3,234.00	3,228.00	↑ 0.19 %	3,215.00	↑ 0.59 %
December, 2026	3,326.00	3,323.00	↑ 0.09 %	3,299.00	↑ 0.82 %
March, 2027	3,397.00	3,395.00	↑ 0.06 %	3,367.00	↑ 0.89 %
May, 2027	3,460.00	3,460.00	↔ 0.00 %	3,451.00	↑ 0.26 %
Yellow Maize					
July, 2026	3,203.00	3,202.00	↑ 0.03 %	3,197.00	↑ 0.19 %
August, 2026	3,243.00	3,243.00	↔ 0.00 %	3,227.00	↑ 0.50 %
September, 2026	3,303.00	3,297.00	↑ 0.18 %	3,288.00	↑ 0.46 %
December, 2026	3,396.00	3,383.00	↑ 0.38 %	3,365.00	↑ 0.92 %
March, 2027	3,444.00	3,435.00	↑ 0.26 %	3,417.00	↑ 0.79 %
May, 2027	3,485.00	3,464.00	↑ 0.61 %	3,464.00	↑ 0.61 %

USA Futures / VSA Termynkontrakte

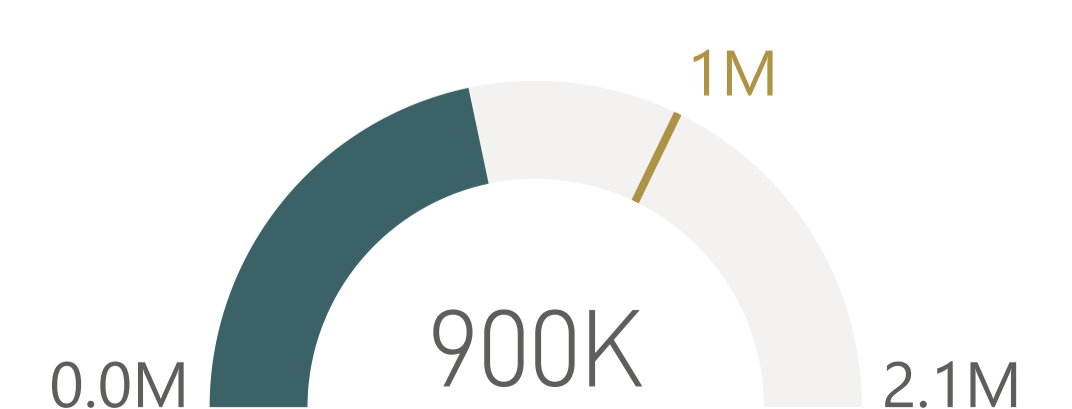
Source: CME (ZAR/T)

Contract Name	Latest Price	Previous Price	Change	Previous Week	Change (W-W)
July, 2026	R 2,702.28	R 2,653.39	↑ 1.84%	R 2,697.19	↑ 0.19%

White and Yellow Maize Deliveries



Maize Exports and Intentions





3,154.00
White Maize

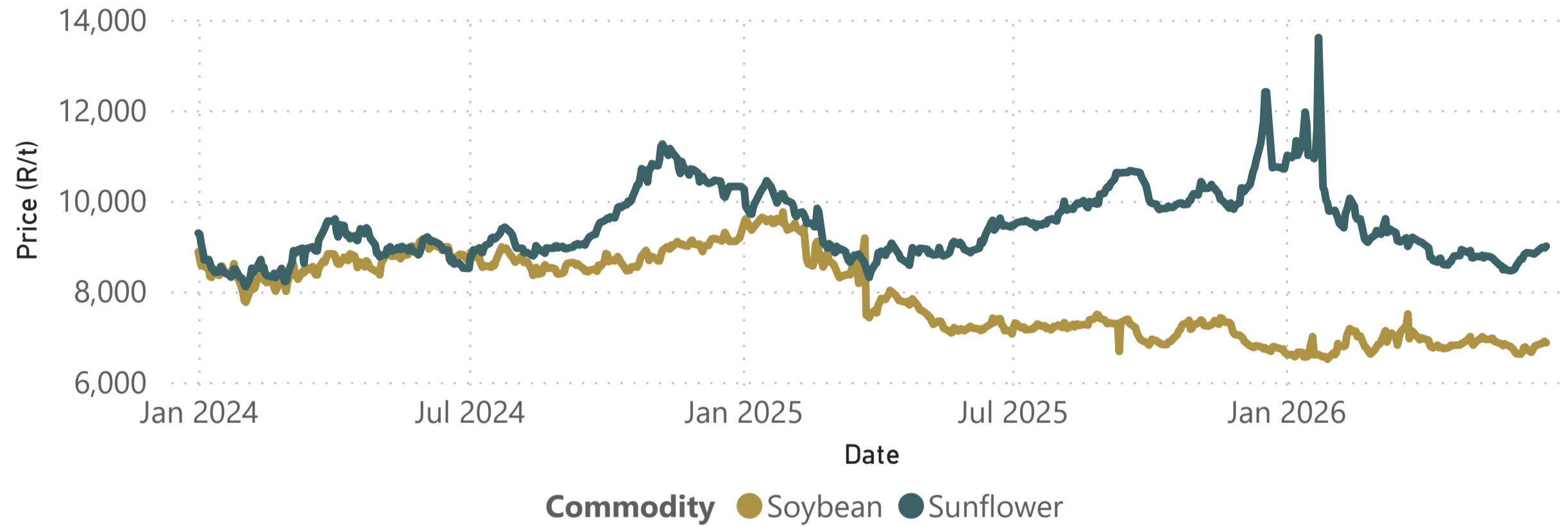
3,203.00
Yellow Maize

6,864.00
Soybean

8,994.00
Sunflower

5,760.00
Wheat

Sunflower and Soybean Price



Commodity	Spot Price	Previous Price	Change	Previous Month	Change (M-M)	Previous Year	Change (Y-Y)
Sunflower	8,994.00	8,956.00	↑ 0.42 %	8,570.00	↑ 4.95 %	9,439.00	↓ -4.71 %
Soybean	6,864.00	6,895.00	↓ -0.45 %	6,848.00	↑ 0.23 %	7,232.00	↓ -5.09 %

CBOT-sojaboonpryse het gister hoër verhandel nadat kommer oor warmer en droër weerstoestande in dele van die Amerikaanse Middeweste ondersteuning aan die mark gebied het. Die weersvooruitsigte het vrese laat ontstaan oor moontlike stres op gewasse tydens belangrike groei stadiums. Handelaars het ook van hul kort posisies teruggekoop ná die onlangse druk in die mark, wat verdere ondersteuning aan pryse verleen het. Sterker uitvoerverwagtinge na Sjina het die positiewe sentiment verder ondersteun in die mark.

CBOT soybean prices traded higher yesterday after concerns over warmer and drier weather conditions in parts of the U.S. Midwest provided support to the market. The weather outlook raised fears of potential stress on crops during key growth stages. Traders also bought back some of their short positions following the recent pressure in the market, which provided additional support to prices. Stronger export expectations to China further supported the positive sentiment in the market.

Futures / Termynkontrakte

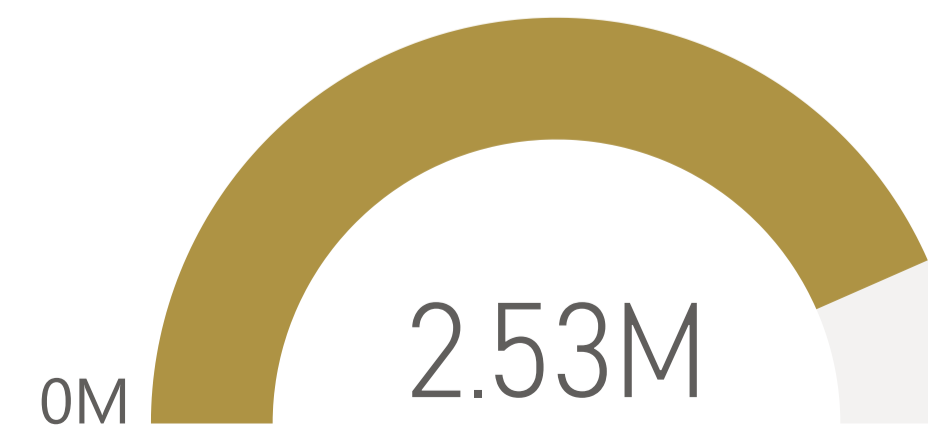
Commodity	Latest Price	Previous Price	Change	Previous Week	Change (W-W)
Soybean					
July, 2026	6,864.00	6,895.00	↓ -0.45 %	6,841.00	↑ 0.34 %
September, 2026	7,001.00	7,036.00	↓ -0.50 %	6,961.00	↑ 0.57 %
December, 2026	7,138.00	7,175.00	↓ -0.52 %	7,119.00	↑ 0.27 %
March, 2027	7,147.00	7,179.00	↓ -0.45 %	7,126.00	↑ 0.29 %
May, 2027	7,084.00	7,070.00	↑ 0.20 %	7,055.00	↑ 0.41 %
Sunflower					
July, 2026	8,994.00	8,956.00	↑ 0.42 %	8,860.00	↑ 1.51 %
September, 2026	9,194.00	9,165.00	↑ 0.32 %	9,079.00	↑ 1.27 %
December, 2026	9,399.00	9,356.00	↑ 0.46 %	9,221.00	↑ 1.93 %
March, 2027	9,236.00	9,248.00	↓ -0.13 %	9,100.00	↑ 1.49 %
May, 2027	8,830.00	8,830.00	0.00 %	8,830.00	0.00 %

USA Futures / VSA Termynkontrakte

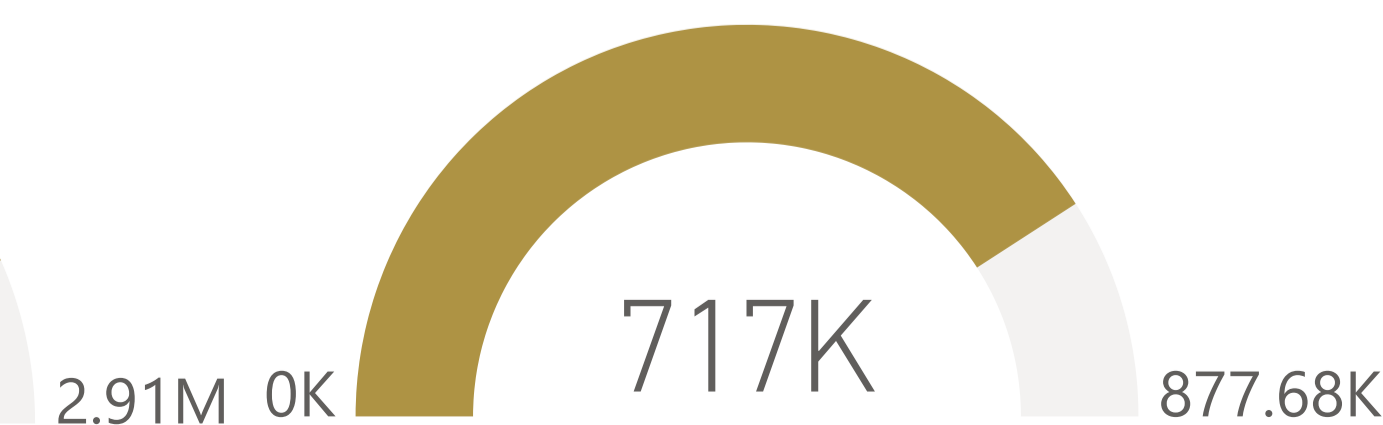
Source: CME (ZAR/T)

Contract Name	Latest Price	Previous Price	Change	Previous Week	Change (W-W)
July, 2026	R 6,856.42	R 6,746.47	↑ 1.63%	R 6,769.78	↑ 1.28%

Soybean Deliveries



Sunflower Deliveries





Wintergrains / Wintergrane

3,154.00
White Maize

3,203.00
Yellow Maize

6,864.00
Soybean

8,994.00
Sunflower

5,760.00
Wheat

Wheat / Koring



Commodity	Spot Price	Previous Price	Change	Previous Month	Change (M-M)	Previous Year	Change (Y-Y)
Wheat	5,760.00	5,792.00	↓ -0.55 %	5,865.00	↓ -1.79 %	12,692.00	↓ -54.62 %

Futures / Termynkontrakte

Commodity	Latest Price	Previous Price	Change	Previous Week	Change (W-W)
Wheat					
July, 2026	5,760.00	5,792.00	↓ -0.55 %	5,861.00	↓ -1.72 %
September, 2026	5,821.00	5,858.00	↓ -0.63 %	5,926.00	↓ -1.77 %
December, 2026	5,832.00	5,863.00	↓ -0.53 %	5,869.00	↓ -0.63 %
March, 2027	6,010.00	6,020.00	↓ -0.17 %	6,020.00	↓ -0.17 %

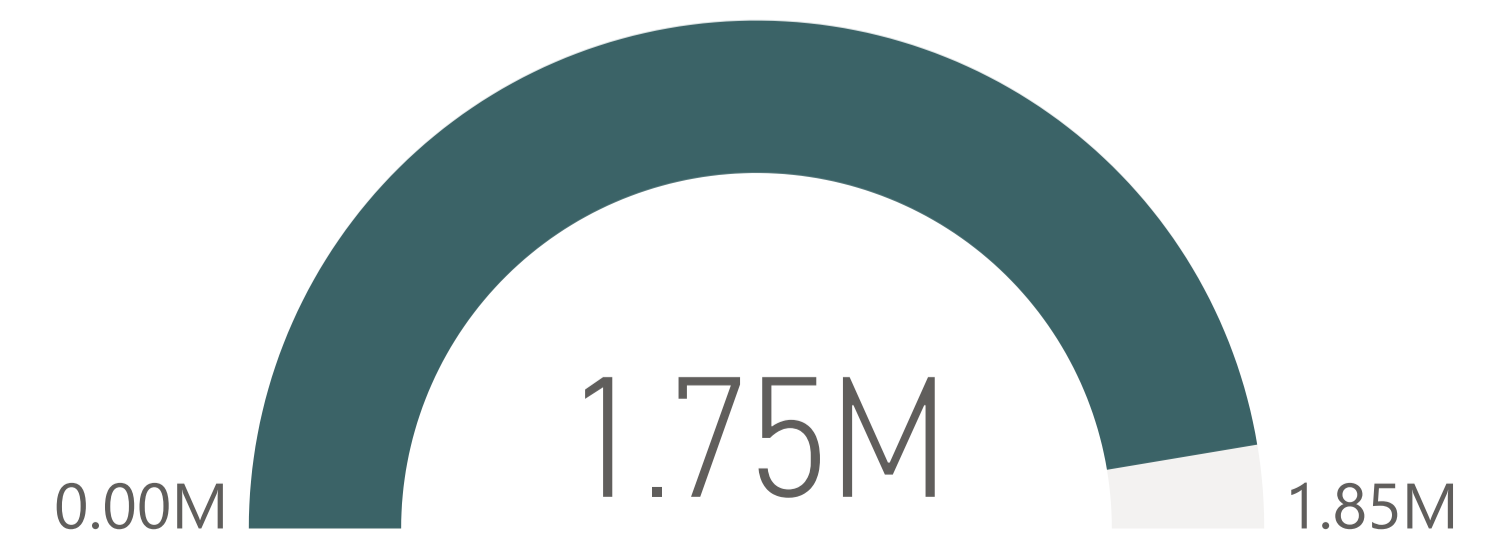
USA Futures / VSA Termynkontrakte

HRW Source: CME (ZAR/T)

Contract Name	Latest Price	Previous Price	Change	Previous Week	Change (W-W)
July, 2026	R 3,773.31	R 3,755.82	0.47%	R 3,883.09	-2.83%

Contract Name	Latest Price	Previous Price	Change	Previous Week	Change (W-W)
July, 2026	R 3,593.92	R 3,564.15	0.84%	R 3,652.46	-1.60%

Wheat Imports and Intentions



CBOT KC HRW-koringpryse het gister hoër verhandel nadat kommer oor droër weerstoestande in dele van die Amerikaanse Noordelike Vlakte en Kanadese produksiegebiede ondersteuning aan die mark gebied het. Die mark het begin fokus op moontlike produksierisiko's vir lentekoringgebiede, terwyl tegniese koopaktiwiteit en kortdekking ná die onlangse prysdalings verdere steun aan pryse verleen het. Sterker internasionale vraag na Amerikaanse koringuitvoere het ook bygedra tot die positiewe sentiment in die mark.

CBOT KC HRW wheat prices traded higher yesterday after concerns over drier weather conditions in parts of the U.S. Northern Plains and Canadian production areas provided support to the market. The market began focusing on potential production risks for spring wheat regions, while technical buying activity and short covering following the recent price declines provided additional support to prices. Stronger international demand for U.S. wheat exports also contributed to the positive sentiment in the market.