



**This report delivers an overview of essential market indicators, highlighting crucial local and international commodity prices, exchange rates, and significant share indices that influence market trends.**

**Hierdie verslag bied 'n oorsig van noodsaaklike markaanwysers, wat belangrike plaaslike en internasionale kommoditeitspryse, wisselkoerse en beduidende aandeelindekse wat markneigings beïnvloed, uitlig.**

### FOREX

Currency Pair	Current Exchange Rate	Previous Exchange Rate	% Change
ZAR/USD	16.15	16.32	-1.04%
ZAR/EUR	18.76	18.87	-0.58%
YEN/ZAR	9.56	9.53	0.31%
GBP / USD	1.35	1.34	0.75%
EUR / USD	1.16	1.16	0.00%

### Hard Commodities / Harde Kommoditeite

Commodity	Latest Price	Previous Price	% Change
Brent Crude Oil (\$/Barrel)	83.54	88.58	-5.69%
Gold (\$)	4,310.14	4,173.69	3.27%
Platinum \$	1,770.15	1,724.65	2.64%
Silver \$	70.03	66.60	5.15%

Die Rand het versterk teenoor die Dollar en open vanoggend teen R16,15/\$.

Die Dow Jones-indeks verhandel teen 51 751, die JSE Industrial 25 teen 130 675, terwyl die JSE Resource 10 teen 113 860 verhandel.

Die Brent-ru-olieprys het met 5.69% gedaal om teen \$83.54 per vat te open.

*The Rand strengthened against the Dollar and opened this morning at R 16,15/\$.*

*The Dow Jones index is trading at 51 751, the JSE Industrial 25 at 130 675, while the JSE Resource 10 is trading at 113 860.*

*Brent crude oil price decreased by 5.69% to open at \$83.54 per barrel.*

### Indices / Indekse

Index Name	Current Index	Previous Index	% Change
All Share	112,721.27	110,253.85	2.24%
ASX All	8,921.20	8,798.70	1.39%
DJ Futures	51,751.00	50,896.00	1.68%
JSE Financial 15	25,845.32	25,334.53	2.02%
JSE Industrial 25	130,675.62	129,991.39	0.53%
JSE Metals & Mining	118,227.17	111,823.92	5.73%
JSE Resource 10	113,860.08	108,732.75	4.72%
JSE Top 40	104,697.80	102,315.02	2.33%
Nasdaq	25,888.84	25,809.66	0.31%
Nikkei	69,319.00	66,495.38	4.25%
Shanghai	4,072.13	4,038.04	0.84%
SP 500	7,431.46	7,394.30	0.50%

**Spesiale dank aan die Maize Trust vir gedeeltelike befondsing van die verslag**  
**Special Thanks to the Maize Trust for partially funding this report.**





3,159.00  
White Maize

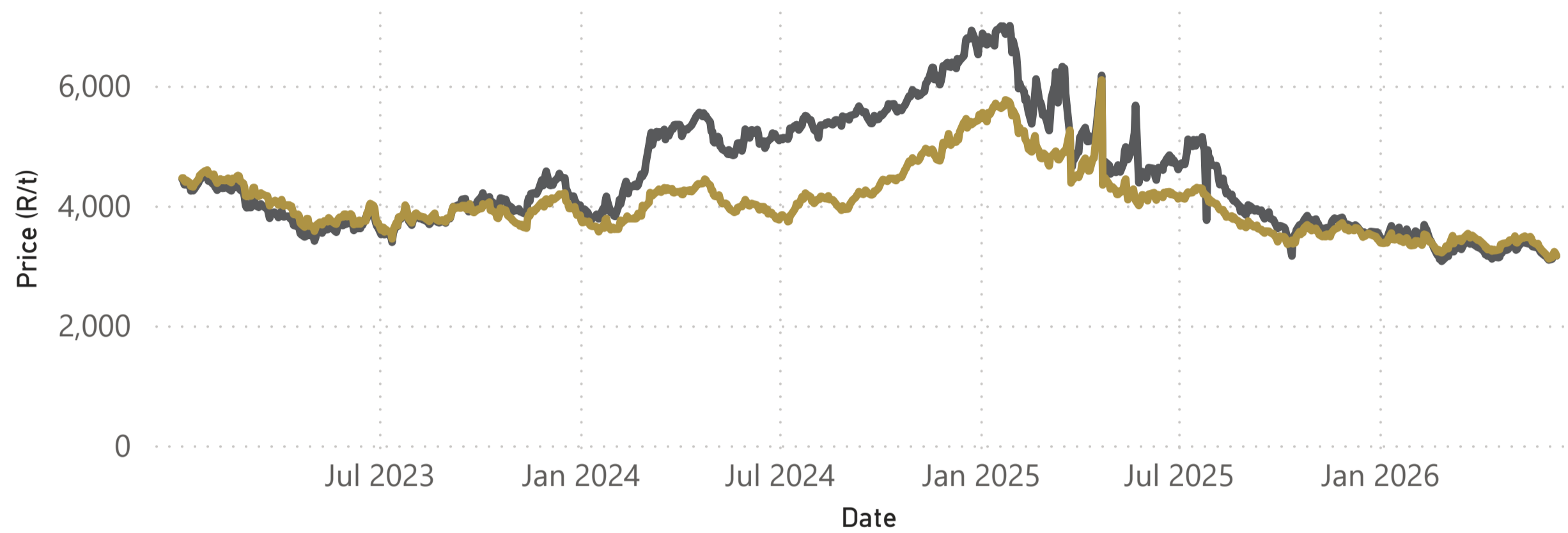
3,163.00  
Yellow Maize

6,711.00  
Soybean

8,852.00  
Sunflower

5,730.00  
Wheat

### Yellow and White Maize Spot Price



Commodity ● White Maize ● Yellow Maize

Commodity	Spot Price	Previous Price	Change	Previous Month	Change (M-M)	Previous Year	Change (Y-Y)
<b>White Maize</b>	3,159.00	3,168.00	↓ -0.28 %	3,398.00	↓ -7.03 %	4,574.00	↓ -30.94 %
<b>Yellow Maize</b>	3,163.00	3,205.00	↓ -1.31 %	3,472.00	↓ -8.90 %	4,164.00	↓ -24.04 %


### Futures / Termynkontrakte

Commodity	Latest Price	Previous Price	Change	Previous Week	Change (W-W)
<b>White Maize</b>					
July, 2026	3,163.00	3,185.00	↓ -0.69 %	3,115.00	↑ 1.54 %
September, 2026	3,247.00	3,275.00	↓ -0.85 %	3,213.00	↑ 1.06 %
December, 2026	3,340.00	3,369.00	↓ -0.86 %	3,301.00	↑ 1.18 %
March, 2027	3,406.00	3,435.00	↓ -0.84 %	3,368.00	↑ 1.13 %
May, 2027	3,463.00	3,499.00	↓ -1.03 %	3,439.00	↑ 0.70 %
<b>Yellow Maize</b>					
July, 2026	3,197.00	3,240.00	↓ -1.33 %	3,154.00	↑ 1.36 %
August, 2026	3,259.00	3,289.00	↓ -0.91 %	3,289.00	↓ -0.91 %
September, 2026	3,292.00	3,333.00	↓ -1.23 %	3,256.00	↑ 1.11 %
December, 2026	3,394.00	3,436.00	↓ -1.22 %	3,346.00	↑ 1.43 %
March, 2027	3,447.00	3,489.00	↓ -1.20 %	3,395.00	↑ 1.53 %
May, 2027	3,482.00	3,500.00	↓ -0.51 %	3,450.00	↑ 0.93 %

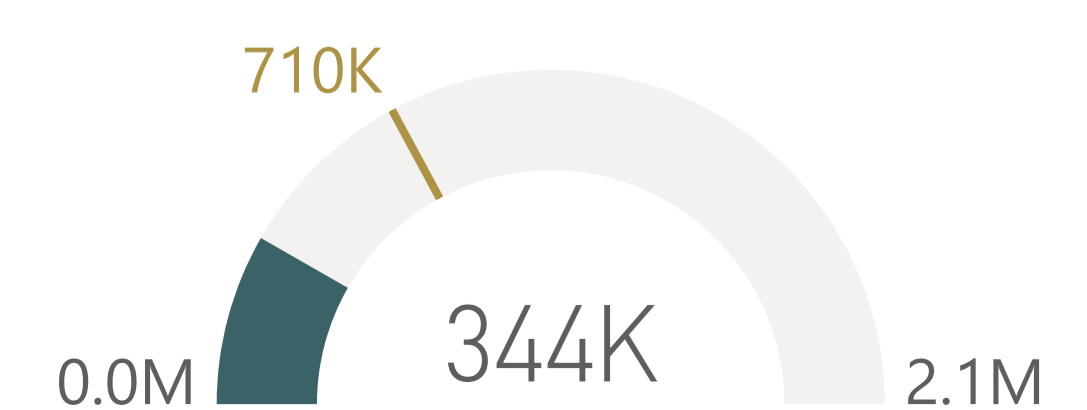
CBOT-mieliepryse het Vrydag effens hoër verhandel namate sterker uitvoervraag steun aan die mark gebied het ná onlangse verliese. Verbeterde koop belangstelling en kortposisie-dekking deur handelaars het die mark gehelp om van vroeë sessie laagtepunte te herstel, alhoewel gunstige weerstoestande in belangrike Amerikaanse produksiegebiede verdere stygings beperk het.

CBOT corn prices traded modestly higher on Friday as stronger export demand offered support following recent losses. Improved buying interest and short-covering helped the market rebound from early-session lows, although favourable weather across key U.S. growing regions continued to limit gains.

### White and Yellow Maize Deliveries



### Maize Exports and Intentions





3,159.00  
White Maize

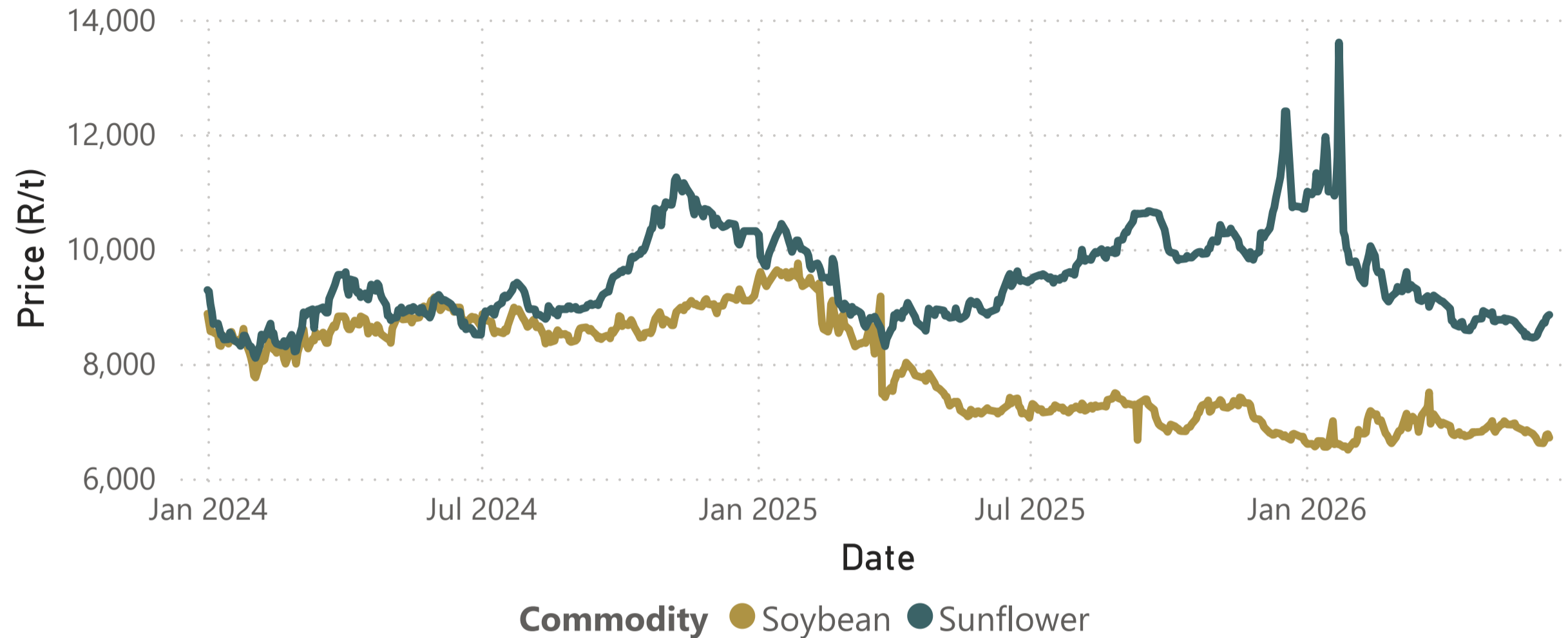
3,163.00  
Yellow Maize

6,711.00  
Soybean

8,852.00  
Sunflower

5,730.00  
Wheat

### Sunflower and Soybean Price



Commodity	Spot Price	Previous Price	Change	Previous Month	Change (M-M)	Previous Year	Change (Y-Y)
Sunflower	8,852.00	8,834.00	↑ 0.20 %	8,762.00	↑ 1.03 %	9,130.00	↓ -3.04 %
Soybean	6,711.00	6,772.00	↓ -0.90 %	6,944.00	↓ -3.36 %	7,163.00	↓ -6.31 %

CBOT-sojaboonpryse het Vrydag laer verhandel namate gunstige weerstoestande in belangrike Amerikaanse produksiegebiede die vooruitsigte vir die oes verder verbeter het en verwagtinge van 'n groot oes versterk het. Verdere druk het gekom van swakker ru-oliepryse, wat op die sojakompleks geweeg het, terwyl ruim wêreldvoorraad en swak uitvoervraag marksentiment verder gedemp het.

CBOT soybean prices traded lower on Friday as favourable weather across key U.S. growing regions continued to improve crop prospects and reinforce expectations for a large harvest. Additional pressure came from weaker crude oil prices which weighed on the soybean complex, while ample global supplies and weak export demand further dampened market sentiment.

### Futures / Termynkontrakte

Commodity	Latest Price	Previous Price	Change	Previous Week	Change (W-W)
<b>Soybean</b>					
July, 2026	6,751.00	6,813.00	↓ -0.91 %	6,690.00	↑ 0.91 %
September, 2026	6,880.00	6,950.00	↓ -1.01 %	6,809.00	↑ 1.04 %
December, 2026	7,018.00	7,096.00	↓ -1.10 %	6,977.00	↑ 0.59 %
March, 2027	7,063.00	7,113.00	↓ -0.70 %	7,027.00	↑ 0.51 %
May, 2027	6,950.00	7,000.00	↓ -0.71 %	6,980.00	↓ -0.43 %
<b>Sunflower</b>					
July, 2026	8,888.00	8,884.00	↑ 0.05 %	8,630.00	↑ 2.99 %
September, 2026	9,065.00	9,083.00	↓ -0.20 %	8,820.00	↑ 2.78 %
December, 2026	9,231.00	9,254.00	↓ -0.25 %	9,054.00	↑ 1.95 %
March, 2027	9,050.00	9,050.00	▬ 0.00 %	8,868.00	↑ 2.05 %
May, 2027	8,830.00	8,830.00	▬ 0.00 %	8,815.00	↑ 0.17 %

### USA Futures / VSA Termynkontrakte

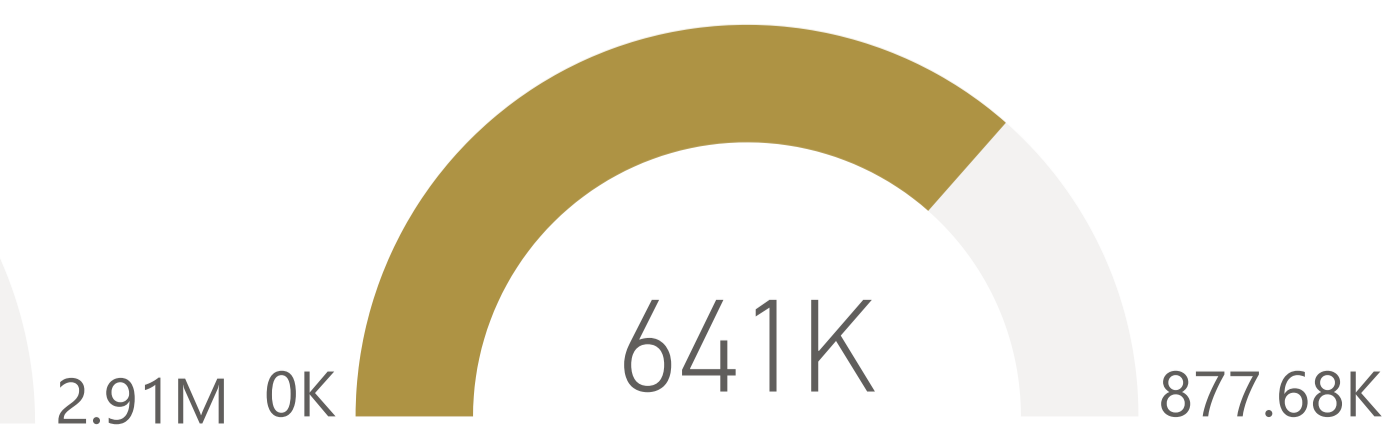
Source: CME (ZAR/T)


Contract Name	Latest Price	Previous Price	Change	Previous Week	Change (W-W)
July, 2026	R 6,677.18	R 6,776.31	↓ -1.46%	R 6,729.28	↑ -0.77%

#### Soybean Deliveries



#### Sunflower Deliveries





# DAILY REPORT / DAAGLIKSE VERSLAG

Report on  
**15 June 2026**  
Latest Settlement  
**12 June 2026**

## Wintergrains / Wintergrane

### Wheat / Koring



Commodity ● Wheat

Commodity	Spot Price	Previous Price	Change	Previous Month	Change (M-M)	Previous Year	Change (Y-Y)
Wheat	5,730.00	5,770.00	↓ -0.69 %	5,899.00	↓ -2.86 %	6,335.00	↓ -9.55 %

3,159.00 White Maize	3,163.00 Yellow Maize	6,711.00 Soybean	8,852.00 Sunflower	5,730.00 Wheat
-------------------------	--------------------------	---------------------	-----------------------	-------------------

## Futures / Termynkontrakte

Commodity	Latest Price	Previous Price	Change	Previous Week	Change (W-W)
<b>Wheat</b>					
July, 2026	5,783.00	5,799.00	↓ -0.28 %	5,798.00	↓ -0.26 %
September, 2026	5,840.00	5,871.00	↓ -0.53 %	5,866.00	↓ -0.44 %
December, 2026	5,835.00	5,860.00	↓ -0.43 %	5,871.00	↓ -0.61 %

## USA Futures / VSA Termynkontrakte

HRW Source: CME (ZAR/T)

Contract Name	Latest Price	Previous Price	Change	Previous Week	Change (W-W)
July, 2026	R 3,804.82	R 3,857.63	-1.37%	R 3,724.65	2.15%

SRW Source: CME (ZAR/T)

Contract Name	Latest Price	Previous Price	Change	Previous Week	Change (W-W)
July, 2026	R 3,804.82	R 3,857.63	-1.37%	R 3,724.65	2.15%

CBOT Kansas City HRW-koringpryse het Vrydag laer verhandel namate ruim wêreldwye koringvoorrade steeds druk op die mark geplaas het. Verbeterde oesvoorsigte in dele van Europa en verwagtinge van hoër wêreldwye koring eindvoorrade het kommer oor droogteverwante produksieverliese in die Verenigde State oorskadu en pryse onder druk gehou.

CBOT Kansas City HRW wheat prices traded lower on Friday as ample global wheat supplies continued to weigh on the market. Improved crop prospects in parts of Europe and expectations for higher global wheat inventories offset concerns about drought-related production losses in the United States, keeping pressure on prices.

### Wheat Imports and Intentions

