



This report delivers an overview of essential market indicators, highlighting crucial local and international commodity prices, exchange rates, and significant share indices that influence market trends.

Hierdie verslag bied 'n oorsig van noodsaaklike markaanwysers, wat belangrike plaaslike en internasionale kommoditeitspryse, wisselkoerse en beduidende aandeelindekse wat markneigings beïnvloed, uitlig.

FOREX

Currency Pair	Current Exchange Rate	Previous Exchange Rate	% Change
ZAR/USD	16.54	16.52	0.12%
ZAR/EUR	19.10	19.11	-0.05%
YEN/ZAR	9.56	9.53	0.31%
GBP / USD	1.34	1.34	0.00%
EUR / USD	1.15	1.16	-0.86%

Hard Commodities / Harde Kommoditeite

Commodity	Latest Price	Previous Price	% Change
Brent Crude Oil (\$/Barrel)	94.05	91.66	2.61%
Gold (\$)	4,097.22	4,206.46	-2.60%
Platinum \$	1,673.40	1,678.55	-0.31%
Silver \$	63.98	64.65	-1.04%

Die Rand het verswak teenoor die Dollar en open vanoggend teen R16,54/\$.

Die Dow Jones-indeks verhandel teen 50 823, die JSE Industrial 25 teen 129 898, terwyl die JSE Resource 10 teen 109 774 verhandel.

Die Brent-ru-olieprys het met 2.61% gestyg om teen \$94.05 per vat te open.

The Rand weakened against the Dollar and opens this morning at R 16,54/\$.

The Dow Jones index is trading at 50 823, the JSE Industrial 25 at 129 898, while the JSE Resource 10 is trading at 109 774.

Brent crude oil price increased by 2.61% to open at \$94.05 per barrel.

Indices / Indekse

Index Name	Current Index	Previous Index	% Change
All Share	109,593.41	110,480.28	-0.80%
ASX All	8,656.30	8,653.30	0.03%
DJ Futures	50,136.00	50,823.00	-1.35%
JSE Financial 15	25,121.93	25,292.75	-0.68%
JSE Industrial 25	129,404.41	129,898.57	-0.38%
JSE Metals & Mining	111,335.78	113,569.07	-1.97%
JSE Resource 10	108,118.23	109,774.36	-1.51%
JSE Top 40	101,656.21	102,495.95	-0.82%
Nasdaq	25,169.50	25,678.82	-1.98%
Nikkei	64,265.24	64,179.27	0.13%
Shanghai	3,974.41	3,993.42	-0.48%
SP 500	7,266.99	7,386.65	-1.62%





3,186.00
White Maize

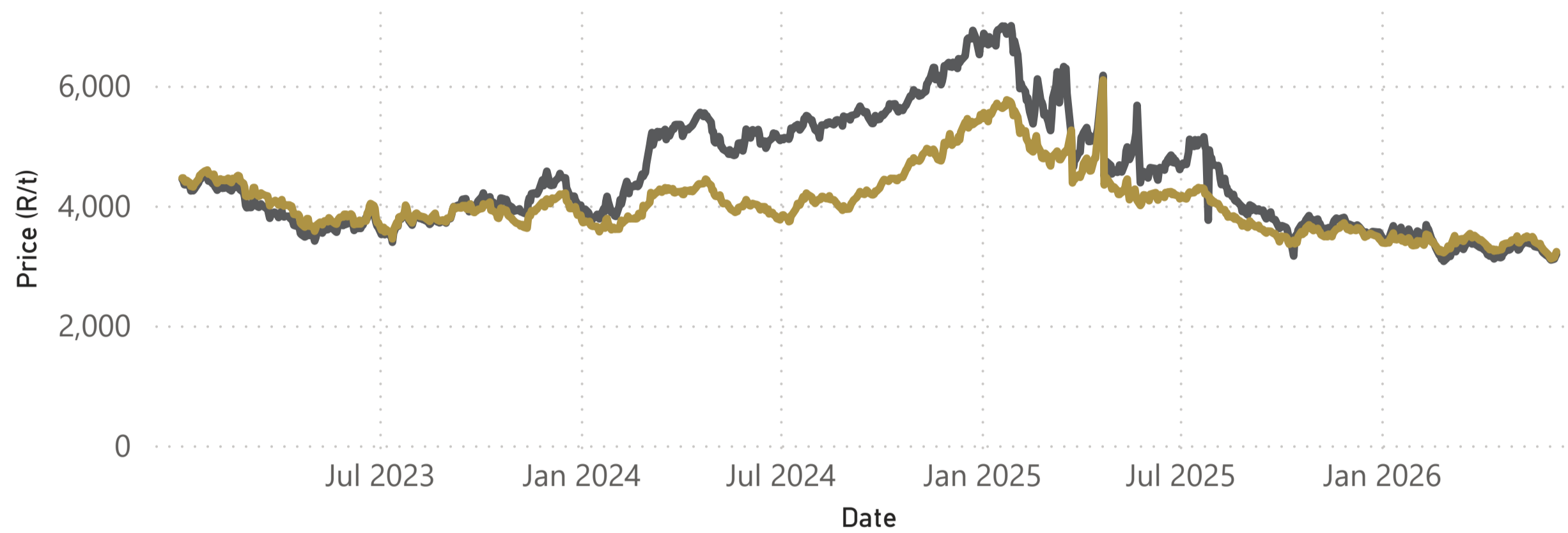
3,229.00
Yellow Maize

6,759.00
Soybean

8,802.00
Sunflower

5,785.00
Wheat

Yellow and White Maize Spot Price



Commodity ● White Maize ● Yellow Maize

Commodity	Spot Price	Previous Price	Change	Previous Month	Change (M-M)	Previous Year	Change (Y-Y)
Yellow Maize	3,229.00	3,187.00	↑ 1.32 %	3,454.00	↓ -6.51 %	4,127.00	↓ -21.76 %
White Maize	3,186.00	3,149.00	↑ 1.17 %	3,379.00	↓ -5.71 %	4,484.00	↓ -28.95 %

Plaaslike mark:

SAFEX-mieliekontrakpryse het met positiewe tendense verhandel in gister se sessie. Die witmielie-spotkontrak open teen R3 186/t, 'n toename van R37/t. Die geelmielie-spotkontrak open teen R3 229/t, 'n toename van R42/t.

Local market:

SAFEX maize contract prices traded with positive trends in yesterday's session. The white maize spot contract opens at R3 186/t, an increase of R37/t. The yellow maize spot contract opens at R3 229/t, an increase of R42/t.

Futures / Termynkontrakte


Commodity	Latest Price	Previous Price	Change	Previous Week	Change (W-W)
White Maize					
July, 2026	3,203.00	3,176.00	↑ 0.85 %	3,174.00	↑ 0.91 %
September, 2026	3,291.00	3,251.00	↑ 1.23 %	3,267.00	↑ 0.73 %
December, 2026	3,386.00	3,351.00	↑ 1.04 %	3,365.00	↑ 0.62 %
March, 2027	3,453.00	3,422.00	↑ 0.91 %	3,421.00	↑ 0.94 %
May, 2027	3,499.00	3,477.00	↑ 0.63 %	3,492.00	↑ 0.20 %
Yellow Maize					
July, 2026	3,267.00	3,230.00	↑ 1.15 %	3,220.00	↑ 1.46 %
August, 2026	3,289.00			3,289.00	0.00 %
September, 2026	3,359.00	3,312.00	↑ 1.42 %	3,319.00	↑ 1.21 %
December, 2026	3,458.00	3,407.00	↑ 1.50 %	3,417.00	↑ 1.20 %
March, 2027	3,512.00	3,454.00	↑ 1.68 %	3,462.00	↑ 1.44 %
May, 2027	3,500.00	3,477.00	↑ 0.66 %	3,500.00	0.00 %

USA Futures / VSA Termynkontrakte

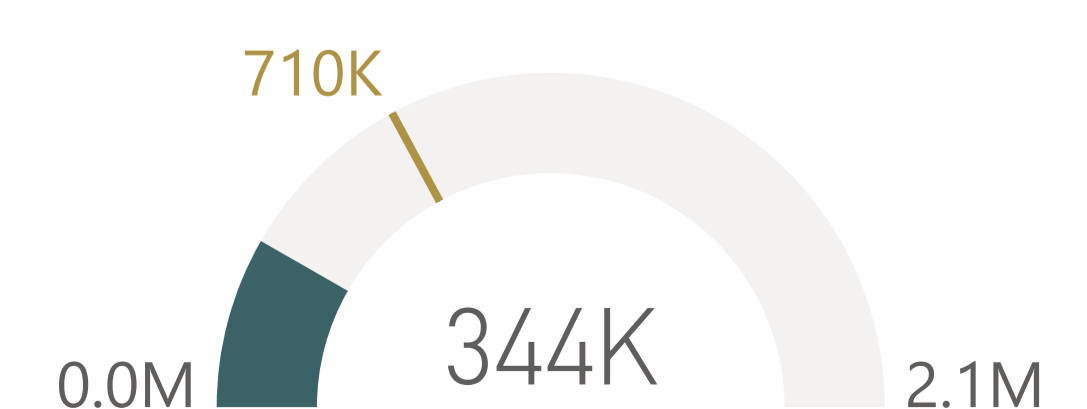
Source: CME (ZAR/T)

Contract Name	Latest Price	Previous Price	Change	Previous Week	Change (W-W)
July, 2026	R 3,102.24	R 2,716.72	↑ 14.19%	R 2,768.95	↑ 12.04%

White and Yellow Maize Deliveries



Maize Exports and Intentions





3,186.00
White Maize

3,229.00
Yellow Maize

6,759.00
Soybean

8,802.00
Sunflower

5,785.00
Wheat

Sunflower and Soybean Price



Commodity ● Soybean ● Sunflower

Commodity	Spot Price	Previous Price	Change	Previous Month	Change (M-M)	Previous Year	Change (Y-Y)
Sunflower	8,802.00	8,711.00	↑ 0.01	8,766.00	↑ 0.41 %	9,116.00	↓ -3.44 %
Soybean	6,759.00	6,664.00	↑ 0.01	6,942.00	↓ -2.64 %	7,129.00	↓ -5.19 %

Plaaslike mark:

Sojaboon SAFEX-kontrakte het in gister se sessie met positiewe seine verhandel, aangesien die spotprys gestyg het en vanoggend teen R 6 759/t geopen het, dit is 'n toename van R95/t.

Sonneblom SAFEX-kontrakte het in gister se sessie met positiewe seine verhandel, aangesien die spotprys gestyg het en vanoggend teen R 8 802/t geopen het, dit is 'n toename van R91/t.

Local market:

Soybean SAFEX contracts traded with positive signals in yesterday's session, as the spot price increased and opened this morning at R 6 759/t, this is an increase of R95/t. Sunflower SAFEX contracts traded with positive signals in yesterday's session, as the spot price increased and opened this morning at R 8 802/t, this is an increase of R91/t.

Futures / Termynkontrakte

Commodity	Latest Price	Previous Price	Change	Previous Week	Change (W-W)
Soybean					
July, 2026	6,801.00	6,716.00	↑ 1.27 %	6,791.00	↑ 0.15 %
September, 2026	6,944.00	6,855.00	↑ 1.30 %	6,923.00	↑ 0.30 %
December, 2026	7,094.00	7,003.00	↑ 1.30 %	7,090.00	↑ 0.06 %
March, 2027	7,130.00	7,030.00	↑ 1.42 %	7,124.00	↑ 0.08 %
May, 2027	7,000.00	6,902.00	↑ 1.42 %	7,050.00	↓ -0.71 %
Sunflower					
July, 2026	8,826.00	8,755.00	↑ 0.81 %	8,535.00	↑ 3.41 %
September, 2026	9,044.00	8,958.00	↑ 0.96 %	8,741.00	↑ 3.47 %
December, 2026	9,210.00	9,142.00	↑ 0.74 %	8,958.00	↑ 2.81 %
March, 2027	9,100.00	9,000.00	↑ 1.11 %	8,868.00	↑ 2.62 %
May, 2027	8,815.00	8,815.00	0.00 %	8,815.00	0.00 %

USA Futures / VSA Termynkontrakte

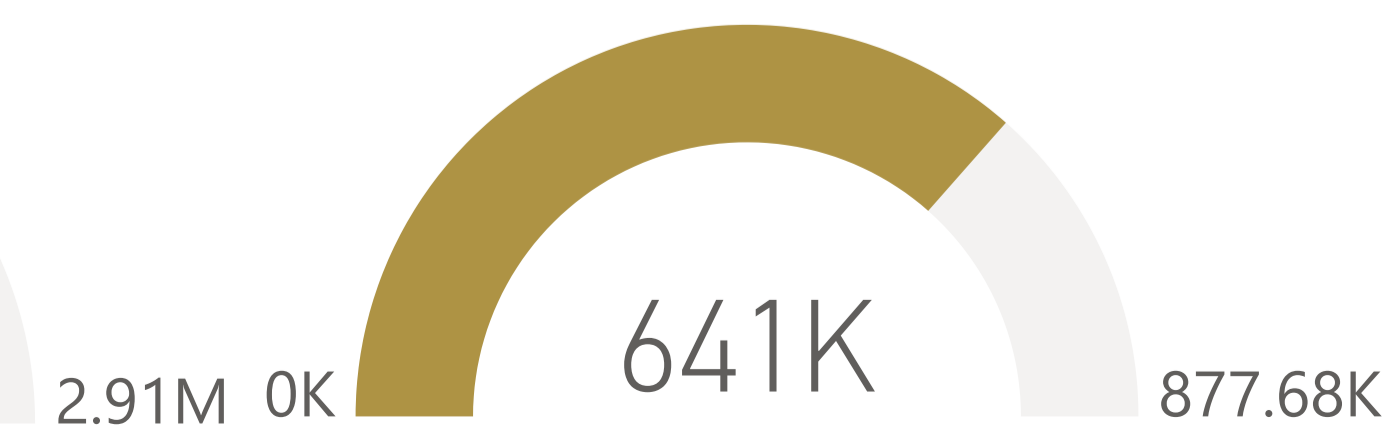
Source: CME (ZAR/T)

Contract Name	Latest Price	Previous Price	Change	Previous Week	Change (W-W)
July, 2026	R 7,526.87	R 6,731.88	↑ 11.81%	R 6,911.56	↑ 8.90%

Soybean Deliveries



Soybean Deliveries





3,186.00
White Maize

3,229.00
Yellow Maize

6,759.00
Soybean

8,802.00
Sunflower

5,785.00
Wheat

Wheat / Koring



Commodity	Spot Price	Previous Price	Change	Previous Month	Change (M-M)	Previous Year	Change (Y-Y)
Wheat	5,785.00	5,763.00	↑ 0.00	5,890.00	↓ -1.78 %	6,335.00	↓ -8.68 %

Plaaslike mark:

SAFEX-koringkontrakte het met positiewe tendense in gister se sessie verhandel. Die spotkontrak open vanoggend teen R5 785/t, dit is 'n toename van R22/t.

Local market:

SAFEX wheat contracts traded with positive trends yesterday's session. The spot contract opens this morning at R5 785/t, this is an increase of R22/t.

Futures / Termynkontrakte

Commodity	Latest Price	Previous Price	Change	Previous Week	Change (W-W)
Wheat					
September, 2026	5,901.00	5,880.00	↑ 0.36 %	5,778.00	↑ 2.13 %
December, 2026	5,897.00	5,886.00	↑ 0.19 %	5,779.00	↑ 2.04 %
July, 2026	5,830.00	5,814.00	↑ 0.28 %	5,715.00	↑ 2.01 %

USA Futures / VSA Termynkontrakte

HRW Source: CME (ZAR/T)

Contract Name	Latest Price	Previous Price	Change	Previous Week	Change (W-W)
July, 2026	R 4,438.73	R 3,812.47	16.43%	R 3,737.28	18.77%

SRW Source: CME (ZAR/T)

Contract Name	Latest Price	Previous Price	Change	Previous Week	Change (W-W)
July, 2026	R 4,438.73	R 3,812.47	16.43%	R 3,737.28	18.77%

Wheat Imports and Intentions

