



3,274.00
White Maize

3,291.00
Yellow Maize

7,356.00
Soybean

9,509.00
Sunflower

5,792.00
Wheat

This report delivers an overview of essential market indicators, highlighting crucial local and international commodity prices, exchange rates, and significant share indices that influence market trends.

Hierdie verslag bied 'n oorsig van noodsaaklike markaanwysers, wat belangrike plaaslike en internasionale kommoditeitspryse, wisselkoerse en beduidende aandeelindekse wat markneigings beïnvloed, uitlig.

FOREX

Currency Pair	Current Exchange Rate	Previous Exchange Rate	% Change
ZAR/USD	16.31	16.38	-0.43%
ZAR/EUR	18.65	18.72	-0.37%
YEN/ZAR	9.56	9.53	0.31%
GBP / USD	1.34	1.34	0.00%
EUR / USD	1.14	1.14	0.00%

Hard Commodities / Harde Kommoditeite

Commodity	Latest Price	Previous Price	% Change
Brent Crude Oil (\$/Barrel)	76.60	78.85	-2.85%
Gold (\$)	4,114.31	4,073.91	0.99%
Platinum \$	1,642.65	1,607.35	2.20%
Silver \$	60.11	58.27	3.16%

Die Rand het versterk teenoor die Dollar en open vanoggend teen R16,31/\$.
Die Dow Jones-indeks verhandel teen 52 712, die JSE Industrial 25 teen 129 906, terwyl die JSE Resource 10 teen 104 246 verhandel.
Die Brent-ru-olieprys het met 2.85% gedaal om teen \$76.60 per vat te open.

The Rand strengthened against the Dollar and opened this morning at R 16,31/\$.

The Dow Jones index is trading at 52 712, the JSE Industrial 25 at 129 906, while the JSE Resource 10 is trading at 104 246.

Brent crude oil price decreased by 2.85% to open at \$76.60 per barrel.

Indices / Indekse

Index Name	Current Index	Previous Index	% Change
All Share	109,488.65	108,349.44	1.05%
ASX All	8,743.30	8,763.90	-0.24%
DJ Futures	52,712.00	53,117.00	-0.76%
JSE Financial 15	25,767.85	25,616.95	0.59%
JSE Industrial 25	129,906.87	130,354.67	-0.34%
JSE Metals & Mining	109,865.94	106,031.01	3.62%
JSE Resource 10	104,246.21	100,828.14	3.39%
JSE Top 40	101,317.16	100,188.51	1.13%
Nasdaq	25,870.65	25,818.69	0.20%
Nikkei	67,674.45	67,793.57	-0.18%
Shanghai	3,963.23	4,002.76	-0.99%
SP 500	7,482.71	7,503.85	-0.28%

Spesiale dank aan die Maize Trust vir gedeeltelike befondsing van die verslag
Special Thanks to the Maize Trust for partially funding this report.





3,274.00
White Maize

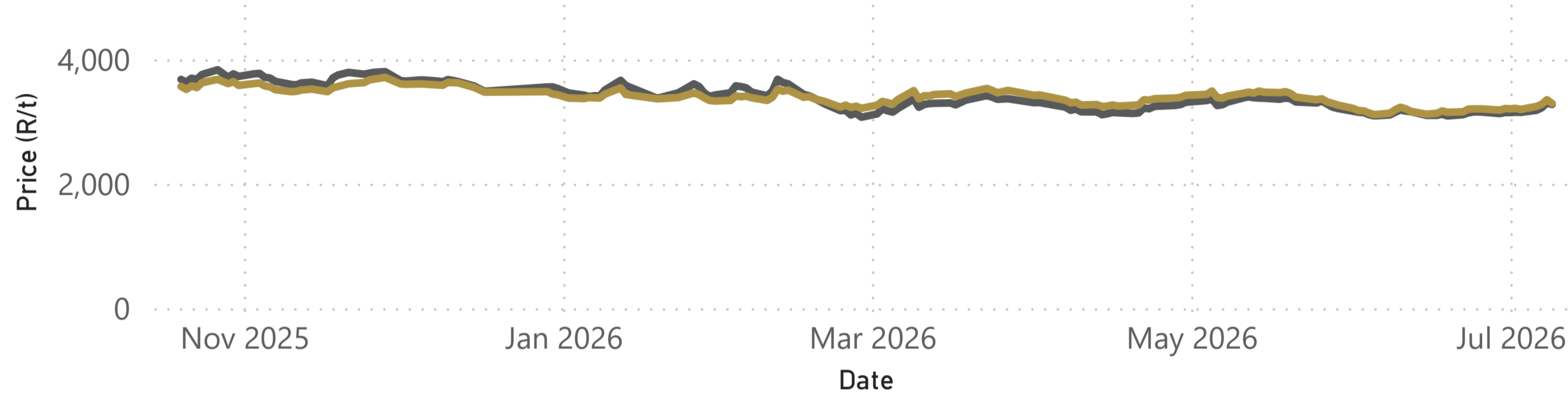
3,291.00
Yellow Maize

7,356.00
Soybean

9,509.00
Sunflower

5,792.00
Wheat

Yellow and White Maize Spot Price



Commodity ● White Maize ● Yellow Maize

Commodity	Spot Price	Previous Price	Change	Previous Month	Change (M-M)	Previous Year	Change (Y-Y)
White Maize	3,274.00	3,300.00	↓ -0.79 %	3,149.00	↑ 3.97 %	3,676.00	↓ -10.94 %
Yellow Maize	3,291.00	3,350.00	↓ -1.76 %	3,187.00	↑ 3.26 %	3,563.00	↓ -7.63 %

Futures / Termynkontrakte

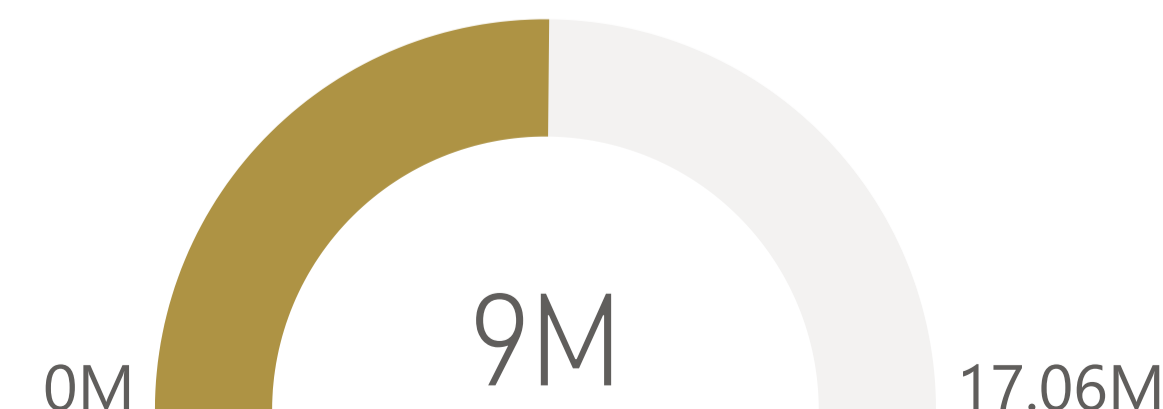
Commodity	Latest Price	Previous Price	Change	Previous Week	Change (W-W)
White Maize					
August, 2026	3,299.00	3,327.00	↓ -0.84 %	3,190.00	↑ 3.42 %
September, 2026	3,350.00	3,383.00	↓ -0.98 %	3,237.00	↑ 3.49 %
December, 2026	3,457.00	3,492.00	↓ -1.00 %	3,338.00	↑ 3.57 %
March, 2027	3,529.00	3,559.00	↓ -0.84 %	3,410.00	↑ 3.49 %
July, 2027	3,633.00	3,672.00	↓ -1.06 %	3,519.00	↑ 3.24 %
September, 2027	3,716.00	3,716.00	0.00 %	3,566.00	↑ 4.21 %
Yellow Maize					
August, 2026	3,330.00	3,385.00	↓ -1.62 %	3,255.00	↑ 2.30 %
September, 2026	3,378.00	3,435.00	↓ -1.66 %	3,307.00	↑ 2.15 %
December, 2026	3,479.00	3,542.00	↓ -1.78 %	3,411.00	↑ 1.99 %
March, 2027	3,523.00	3,585.00	↓ -1.73 %	3,456.00	↑ 1.94 %
July, 2027	3,576.00	3,627.00	↓ -1.41 %	3,500.00	↑ 2.17 %
September, 2027	3,671.00	3,681.00	↓ -0.27 %	3,580.00	↑ 2.54 %

USA Futures / VSA Termynkontrakte

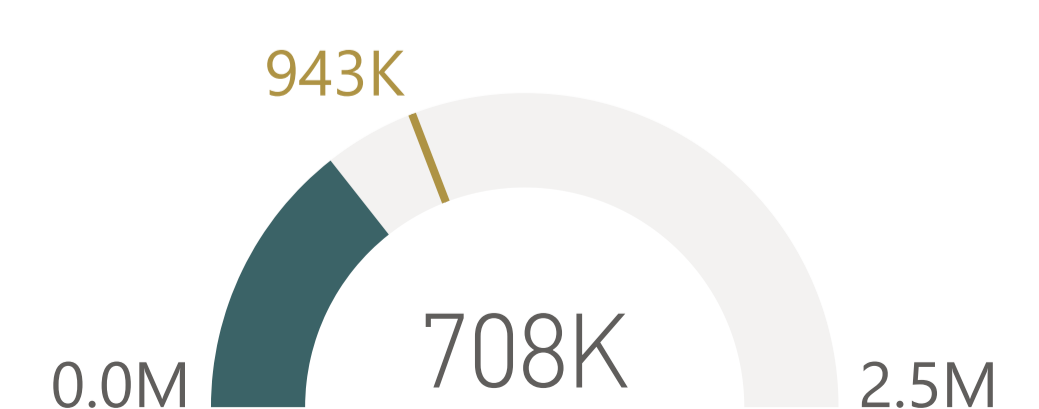
Source: CME (ZAR/T)

Contract Name	Latest Price	Previous Price	Change	Previous Week	Change (W-W)
July, 2026	R 2,758.36	R 2,784.67	↓ -0.94%	R 2,742.30	↑ 0.59%

White and Yellow Maize Deliveries



Maize Exports and Intentions



CBOT-mieliepryse het gister laer verhandel namate die mark teruggesak het voor vandag se vrystelling van die USDA se WASDE-verslag, met deelnemers wat versigtig geïmponeer het in afwagting van nuwe wêreldwye vraag en aanbod beramings. Verdere druk het gekom van gunstige weerstoestande oor groot dele van die Amerikaanse Mieliegordel, waar onlangse reënval gewasontwikkeling ondersteun en komer oor produksie voorlopig verlig het.

CBOT corn futures traded lower yesterday as the market pulled back ahead of today's USDA WASDE report, with market participants cautiously positioning themselves in anticipation of updated global supply and demand estimates. Additional pressure came from favourable weather across much of the U.S. Corn Belt, where recent rainfall has supported crop development and temporarily eased concerns about production.



3,274.00
White Maize

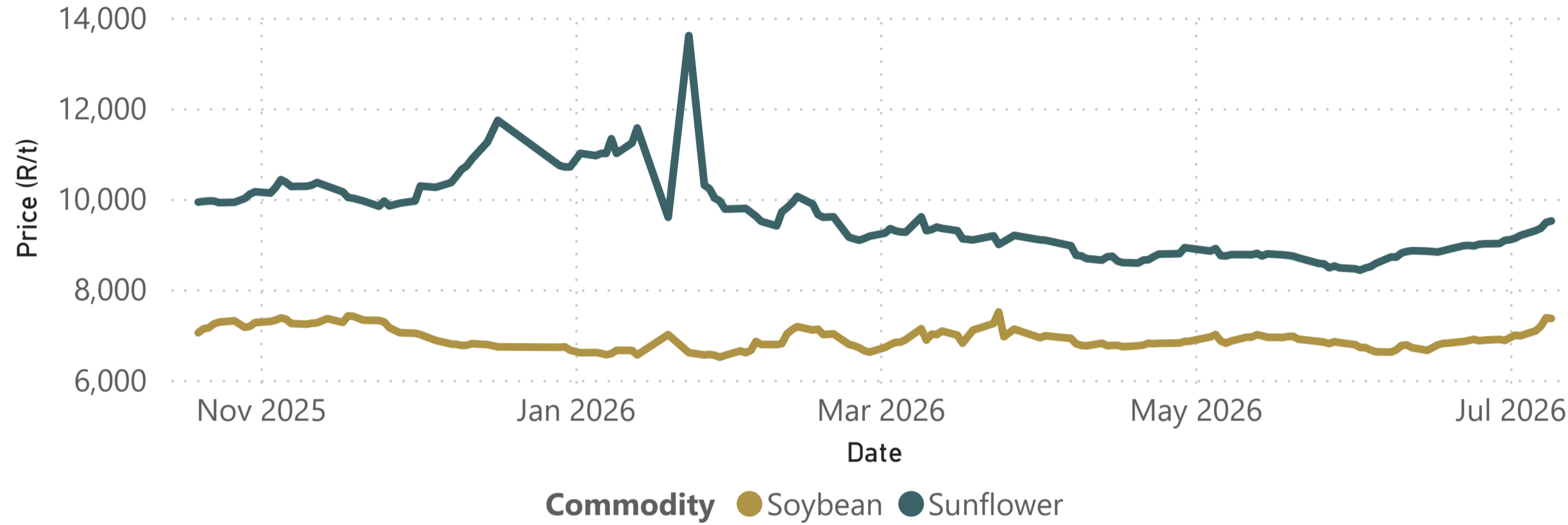
3,291.00
Yellow Maize

7,356.00
Soybean

9,509.00
Sunflower

5,792.00
Wheat

Sunflower and Soybean Price



Commodity	Spot Price	Previous Price	Change	Previous Month	Change (M-M)	Previous Year	Change (Y-Y)
Soybean	7,356.00	7,371.00	↓ -0.20 %	6,664.00	↑ 10.38 %	7,040.00	↑ 4.49 %

CBOT-sojaboonpryse het gister laer verhandel nadat gunstige produksietoestande in die Amerikaanse mark onder druk geplaas het. Onlangse reënval en voldoende grondvog het die vooruitsigte vir die Amerikaanse sojaboonoes ondersteun, terwyl markdeelnemers ook versigtig gebly het in aanloop tot vandag se USDA WASDE-verslag. Die verslag sal na verwagting nuwe rigting aan die mark gee met opgedateerde ramings vir wêreldwye aanbod en vraag. Weervoorspellings dui egter op warmer en droër toestande teen die einde van Julie, wat steeds 'n belangrike faktor vir die mark sal wees namate die groeiseisoen vorder.

CBOT soybean futures traded lower yesterday as favourable production conditions in the American market weighed on the market. Recent rainfall and adequate soil moisture have supported prospects for the U.S. soybean crop, while market participants also remained cautious ahead of today's USDA WASDE report. The report is expected to provide fresh direction to the market through updated global supply and demand estimates. However, weather forecasts point to hotter and drier conditions toward the end of July, which will remain an important factor to monitor as the growing season progresses.

Futures / Termynkontrakte

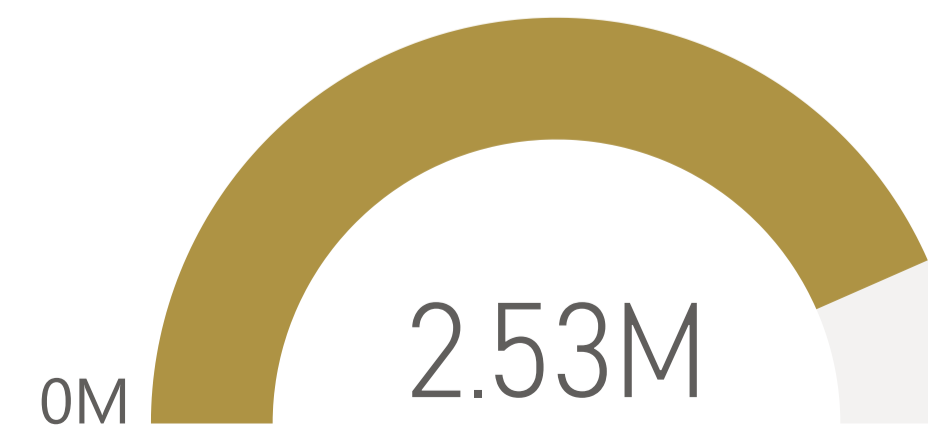
Commodity	Latest Price	Previous Price	Change	Previous Week	Change (W-W)
Soybean					
August, 2026	7,415.00	7,415.00	0.00 %	7,046.00	↑ 5.24 %
September, 2026	7,475.00	7,488.00	↓ -0.17 %	7,131.00	↑ 4.82 %
December, 2026	7,650.00	7,669.00	↓ -0.25 %	7,305.00	↑ 4.72 %
March, 2027	7,590.00	7,600.00	↓ -0.13 %	7,280.00	↑ 4.26 %
May, 2027	7,400.00	7,400.00	0.00 %	7,200.00	↑ 2.78 %
Sunflower					
August, 2026	9,408.00	9,408.00	0.00 %	9,141.00	↑ 2.92 %
September, 2026	9,650.00	9,606.00	↑ 0.46 %	9,308.00	↑ 3.67 %
October, 2026	8,772.00			8,772.00	0.00 %
December, 2026	9,790.00	9,743.00	↑ 0.48 %	9,480.00	↑ 3.27 %
March, 2027	9,563.00	9,500.00	↑ 0.66 %	9,310.00	↑ 2.72 %
May, 2027	8,800.00	8,800.00	0.00 %	8,800.00	0.00 %

USA Soybean Futures / VSA Sojaboon Termynkontrakte

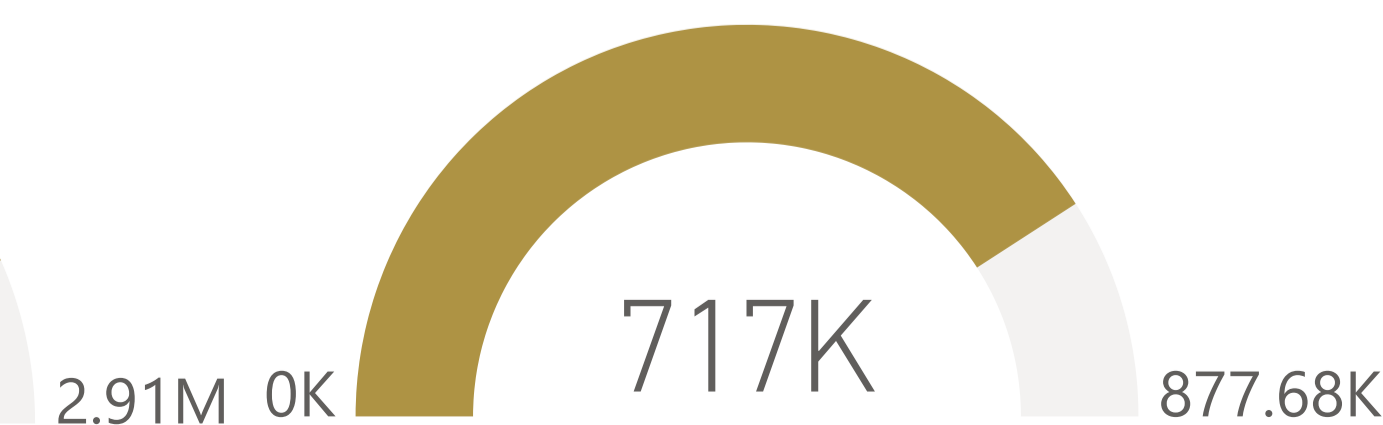
Source: CME (ZAR/T)

Contract Name	Latest Price	Previous Price	Change	Previous Week	Change (W-W)
July, 2026	R 7,100.46	R 7,143.95	↓ -0.61%	R 6,815.73	↑ 4.18%

Soybean Deliveries



Sunflower Deliveries





Wintergrains / Wintergrane

3,274.00
White Maize

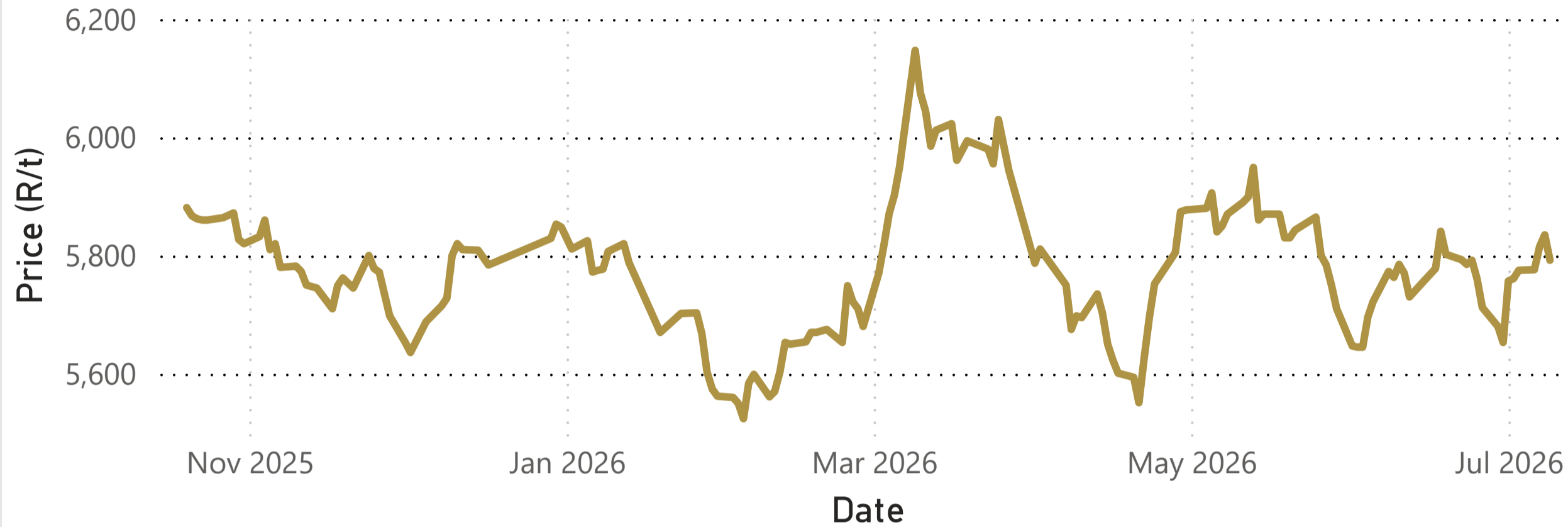
3,291.00
Yellow Maize

7,356.00
Soybean

9,509.00
Sunflower

5,792.00
Wheat

Wheat / Koring



Commodity ● Wheat

Commodity	Spot Price	Previous Price	Change	Previous Month	Change (M-M)	Previous Year	Change (Y-Y)
Wheat	5,792.00	5,835.00	↓ -0.74 %	5,763.00	↑ 0.50 %	5,881.00	↓ -1.51 %

CBOT KC HRW-koringpryse het gister hoër verhandel namate die mark ondersteuning ontvang het uit voortdurende kommer oor wêreldwye koringvoorrade in aanloop tot vandag se USDA WASDE-verslag. Onsekerheid oor produksievooruitsigte in verskeie belangrike uitvoerlande het sentiment ondersteun, terwyl die verslag na verwagting 'n duideliker aanduiding van die wêreldwye aanbod- en vraagsituasie sal gee. Hoewel die Amerikaanse winterkoringoes steeds goed vorder, bly die mark gefokus op die beskikbaarheid van uitvoerbare voorrade en die impak daarvan op internasionale pryse.

CBOT KC HRW wheat futures traded higher yesterday as the market found support from ongoing concerns about global wheat supplies ahead of today's USDA WASDE report. Uncertainty surrounding production prospects in several key exporting countries supported market sentiment, while the report is expected to provide a clearer indication of the global supply and demand outlook. Although the U.S. winter wheat harvest continues to progress well, the market remains focused on the availability of exportable supplies and their impact on international wheat prices.

Futures / Termynkontrakte

Commodity	Latest Price	Previous Price	Change	Previous Week	Change (W-W)
Wheat					
September, 2026	5,845.00	5,889.00	↓ -0.75 %	5,869.00	↓ -0.41 %
December, 2026	5,877.00	5,918.00	↓ -0.69 %	5,901.00	↓ -0.41 %
March, 2027	6,055.00	6,056.00	↓ -0.02 %	6,052.00	↑ 0.05 %

USA Futures / VSA Termynkontrakte

HRW Source: CME (ZAR/T)

Contract Name	Latest Price	Previous Price	Change	Previous Week	Change (W-W)
July, 2026	R 3,865.46	R 3,791.67	1.95%	R 3,775.98	2.37%

Contract Name	Latest Price	Previous Price	Change	Previous Week	Change (W-W)
July, 2026	R 3,678.88	R 3,583.93	2.65%	R 3,556.16	3.45%

Wheat Imports and Intentions

