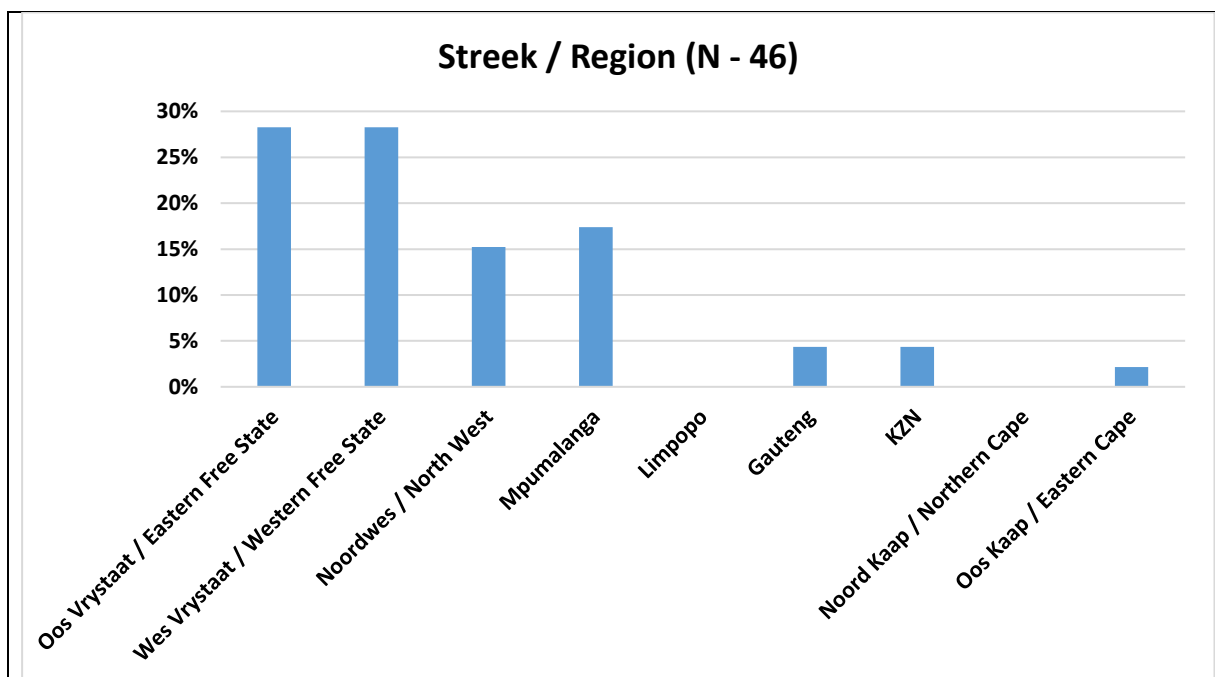


# Gewas vraelys – Crop Survey



**Gewas status / Crop Status – Week 30/11/2020 – 04/12/2020**



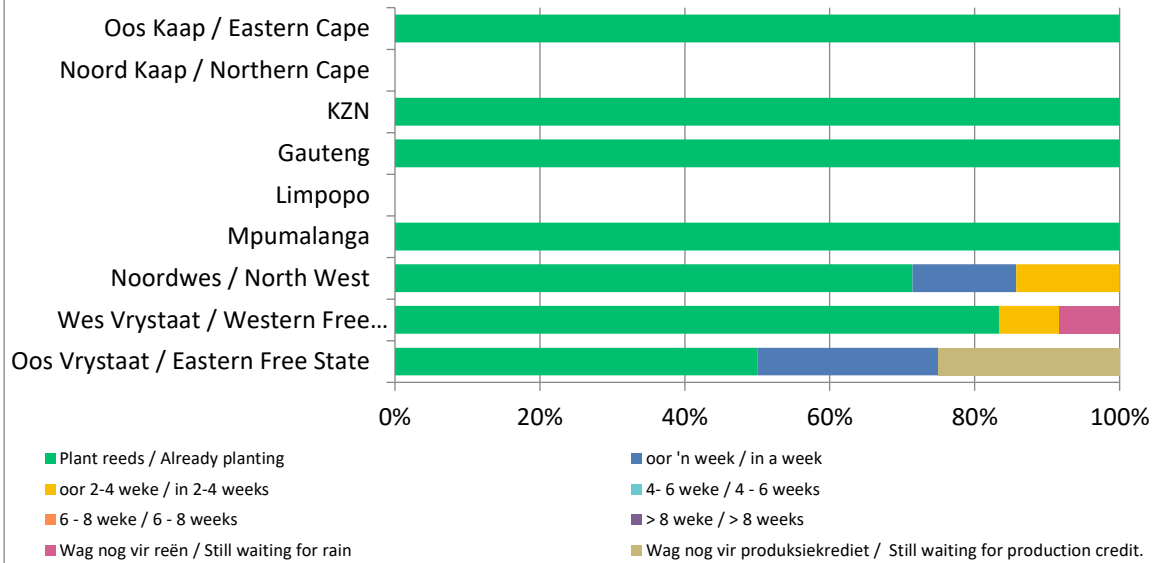
	Total	
<b>Oos Vrystaat / Eastern Free State</b>	28%	13
<b>Wes Vrystaat / Western Free State</b>	28%	13
<b>Noordwes / North West</b>	15%	7
<b>Mpumalanga</b>	17%	8
<b>Limpopo</b>	0%	0
<b>Gauteng</b>	4%	2
<b>KZN</b>	4%	2
<b>Noord Kaap / Northern Cape</b>	0%	0
<b>Oos Kaap / Eastern Cape</b>	2%	1
<b>Total</b>	100%	46
	<b>Answered</b>	<b>46</b>
	<b>Skipped</b>	<b>0</b>

Nota: Die inligting is gebaseer op vrywillige deelname vanaf produsente en is dus nie statisties verteenwoordigend nie. Graan SA aanvaar geen verantwoordelikheid vir enige skade of verliese wat gely word as gevolg van die gebruik van hierdie inligting nie.

Note: This information was obtained by means of voluntary participation by producers and are therefore not statistical representative. Grain SA takes no responsibility for any losses or damage incurred due to the use of this information.



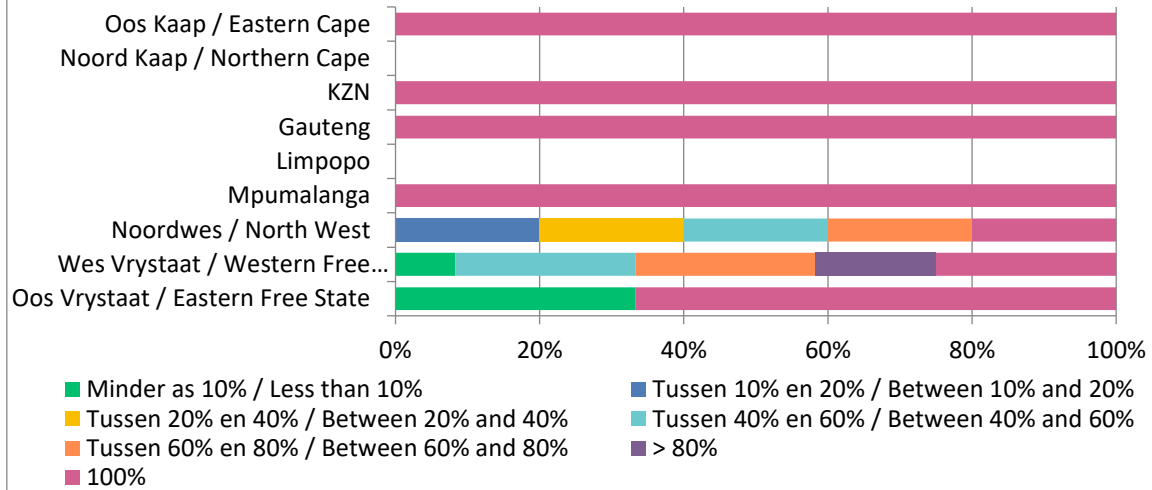
## Wanneer beplan u om Witmielies te begin plant? When do you plan to start planting White Maize?



	Plant reeds / Already planting	oor 'n week / in a week	oor 2-4 weke / in 2-4 weeks	4- 6 weke / 4 - 6 weeks	6 - 8 weke / 6 - 8 weeks	> 8 weke / > 8 weeks	Wag nog vir reën / Still waiting for rain	Wag nog vir produksiekrediet / Still waiting for production credit.	Total	
Oos Vrystaat / Eastern Free State	50%	25%	0%	0%	0%	0%	0%	25%	12%	4
Wes Vrystaat / Western Free State	83%	0%	8%	0%	0%	0%	8%	0%	36%	12
Noordwes / North West	71%	14%	14%	0%	0%	0%	0%	0%	21%	7
Mpumalanga	100%	0%	0%	0%	0%	0%	0%	0%	18%	6
Limpopo	0%	0%	0%	0%	0%	0%	0%	0%	0%	0
Gauteng	100%	0%	0%	0%	0%	0%	0%	0%	3%	1
KZN	100%	0%	0%	0%	0%	0%	0%	0%	6%	2
Noord Kaap / Northern Cape	0%	0%	0%	0%	0%	0%	0%	0%	0%	0
Oos Kaap / Eastern Cape	100%	0%	0%	0%	0%	0%	0%	0%	3%	1
<b>Total</b>	82%	6%	6%	0%	0%	0%	3%	3%	100%	33
									Answered	33
									Skipped	13



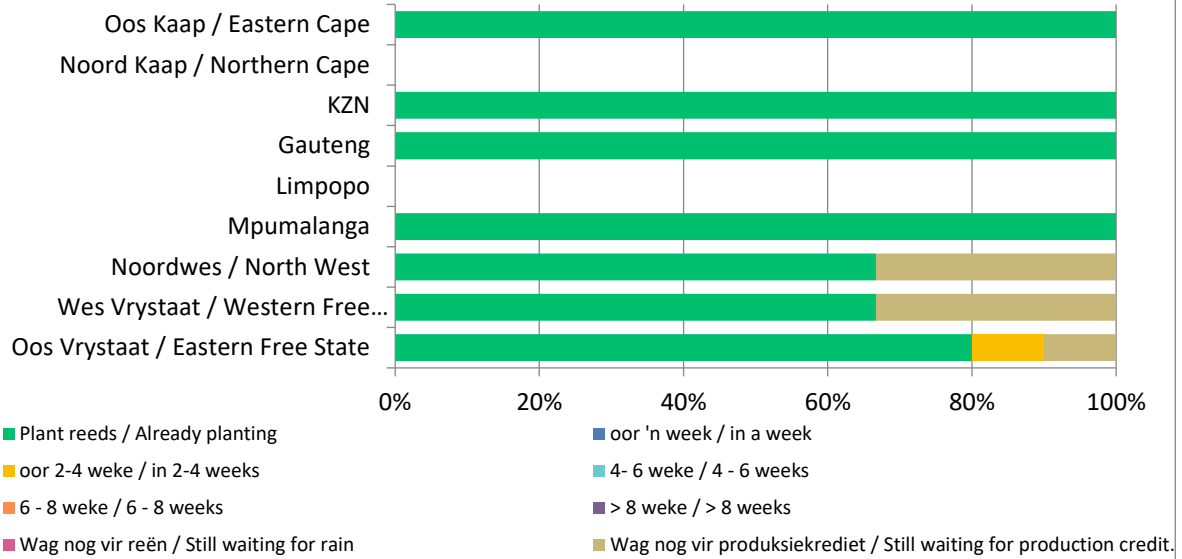
Indien u reeds Witmielies begin plant het, hoeveel % van totale oppervlakte is reeds voltooi? If you have already started planting White Maize, what % of your total area has already been completed?



	Minder as 10% / Less than 10%	Tussen 10% en 20% / Between 10% and 20%	Tussen 20% en 40% / Between 20% and 40%	Tussen 40% en 60% / Between 40% and 60%	Tussen 60% en 80% / Between 60% and 80%	> 80%	100%	Total		
Oos Vrystaat / Eastern Free State	33%	0%	0%	0%	0%	0%	67%	10%	3	
Wes Vrystaat / Western Free State	8%	0%	0%	25%	25%	17%	25%	39%	12	
Noordwes / North West	0%	20%	20%	20%	20%	0%	20%	16%	5	
Mpumalanga	0%	0%	0%	0%	0%	0%	100%	23%	7	
Limpopo	0%	0%	0%	0%	0%	0%	0%	0%	0	
Gauteng	0%	0%	0%	0%	0%	0%	100%	3%	1	
KZN	0%	0%	0%	0%	0%	0%	100%	6%	2	
Noord Kaap / Northern Cape	0%	0%	0%	0%	0%	0%	0%	0%	0	
Oos Kaap / Eastern Cape	0%	0%	0%	0%	0%	0%	100%	3%	1	
<b>Total</b>	6%	3%	3%	13%	13%	6%	55%	100%	31	
									<b>Answered</b>	<b>31</b>
									<b>Skipped</b>	<b>15</b>



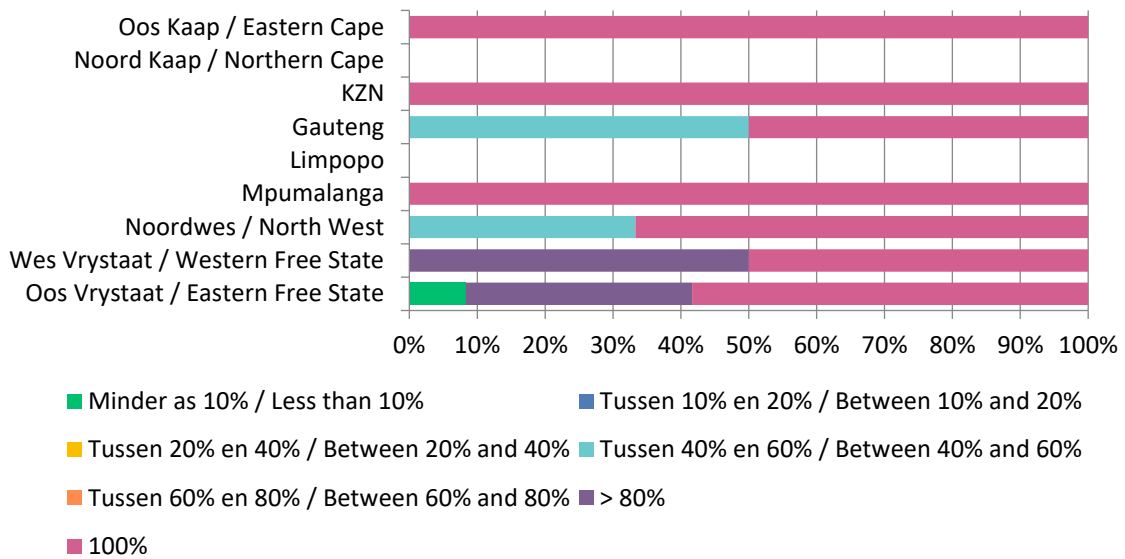
Wanneer beplan u om Geelmielies te begin plant? When do you plan to start planting Yellow Maize?



	Plant reeds / Already planting	oor 'n week / in a week	oor 2-4 weke / in 2-4 weeks	4-6 weke / 4-6 weeks	6-8 weke / 6-8 weeks	> 8 weke / > 8 weeks	Wag nog vir reën / Still waiting for rain	Wag nog vir produksiekrediet / Still waiting for production credit	Total	
Oos Vrystaat / Eastern Free State	80%	0%	10%	0%	0%	0%	0%	10%	42%	10
Wes Vrystaat / Western Free State	67%	0%	0%	0%	0%	0%	0%	33%	13%	3
Noordwes / North West	67%	0%	0%	0%	0%	0%	0%	33%	13%	3
Mpumalanga	100%	0%	0%	0%	0%	0%	0%	0%	17%	4
Limpopo	0%	0%	0%	0%	0%	0%	0%	0%	0%	0
Gauteng	100%	0%	0%	0%	0%	0%	0%	0%	8%	2
KZN	100%	0%	0%	0%	0%	0%	0%	0%	4%	1
Noord Kaap / Northern Cape	0%	0%	0%	0%	0%	0%	0%	0%	0%	0
Oos Kaap / Eastern Cape	100%	0%	0%	0%	0%	0%	0%	0%	4%	1
<b>Total</b>	83%	0%	4%	0%	0%	0%	0%	13%	100%	24
									Answered	24
									Skipped	22



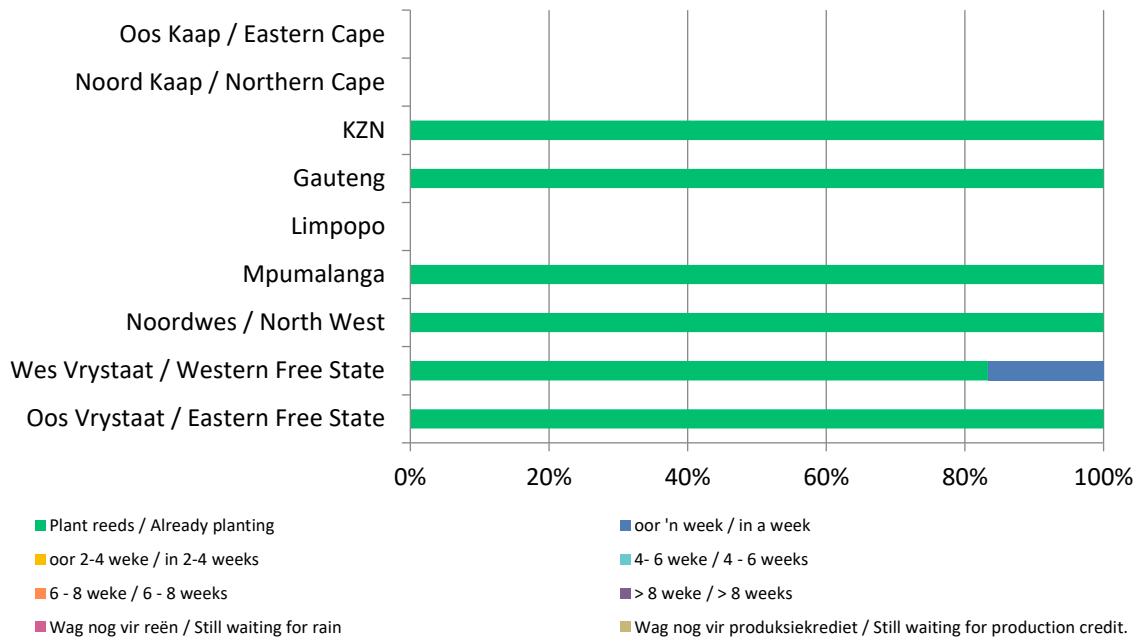
Indien u reeds Geelmielies begin plant het, hoeveel % van totale oppervlakte is reeds voltooi? If you have already started planting Yellow Maize, what % of your total area has already been completed?



	Minder as 10% / Less than 10%	Tussen 10% en 20% / Between 10% and 20%	Tussen 20% en 40% / Between 20% and 40%	Tussen 40% en 60% / Between 40% and 60%	Tussen 60% en 80% / Between 60% and 80%	> 80 %	100 %	Total	
Oos Vrystaat / Eastern Free State	8%	0%	0%	0%	0%	33%	58%	44%	12
Wes Vrystaat / Western Free State	0%	0%	0%	0%	0%	50%	50%	7%	2
Noordwes / North West	0%	0%	0%	33%	0%	0%	67%	11%	3
Mpumalanga	0%	0%	0%	0%	0%	0%	100%	22%	6
Limpopo	0%	0%	0%	0%	0%	0%	0%	0%	0
Gauteng	0%	0%	0%	50%	0%	0%	50%	7%	2
KZN	0%	0%	0%	0%	0%	0%	100%	4%	1
Noord Kaap / Northern Cape	0%	0%	0%	0%	0%	0%	0%	0%	0
Oos Kaap / Eastern Cape	0%	0%	0%	0%	0%	0%	100%	4%	1
<b>Total</b>	4%	0%	0%	7%	0%	19%	70%	100%	27
								<b>Answered</b>	<b>27</b>
								<b>Skipped</b>	<b>19</b>



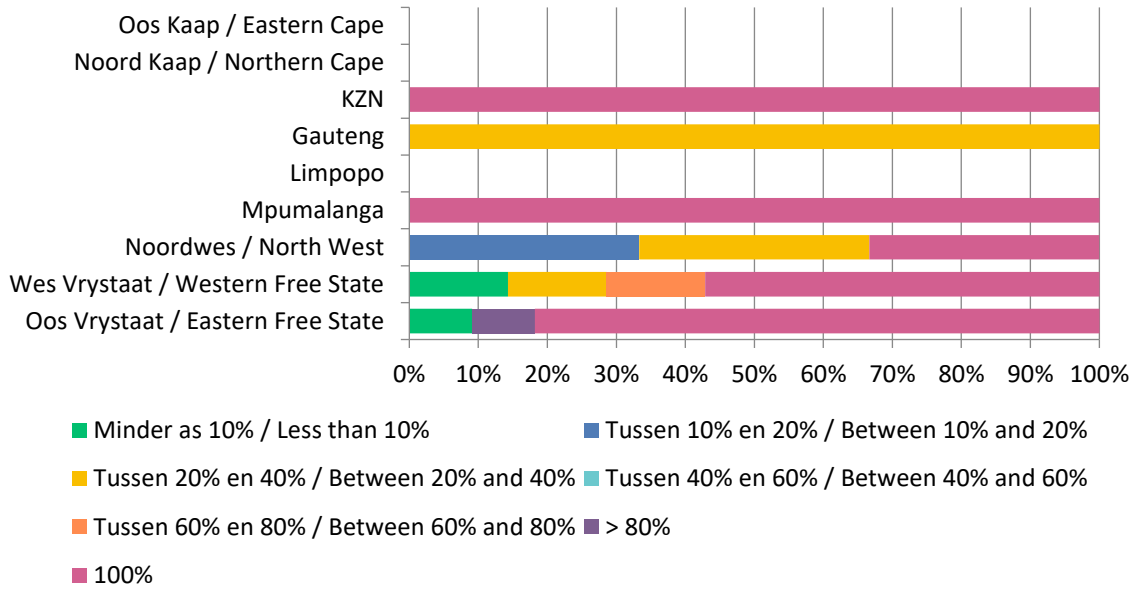
## Wanneer beplan u om Sojabone te begin plant? / When do you plan to start planting Soybeans?



	Plant reeds / Already planting	oor 'n week / in a week	oor 2-4 weke / in 2-4 weeks	4-6 weke / 4-6 weeks	6-8 weke / 6-8 weeks	> 8 weke / > 8 weeks	Wag nog vir reën / Still waiting for rain	Wag nog vir produksiekrediet / Still waiting for production credit	Total	
Oos Vrystaat / Eastern Free State	100%	0%	0%	0%	0%	0%	0%	0%	27%	7
Wes Vrystaat / Western Free State	83%	17%	0%	0%	0%	0%	0%	0%	23%	6
Noordwes / North West	100%	0%	0%	0%	0%	0%	0%	0%	12%	3
Mpumalanga	100%	0%	0%	0%	0%	0%	0%	0%	27%	7
Limpopo	0%	0%	0%	0%	0%	0%	0%	0%	0%	0
Gauteng	100%	0%	0%	0%	0%	0%	0%	0%	4%	1
KZN	100%	0%	0%	0%	0%	0%	0%	0%	8%	2
Noord Kaap / Northern Cape	0%	0%	0%	0%	0%	0%	0%	0%	0%	0
Oos Kaap / Eastern Cape	0%	0%	0%	0%	0%	0%	0%	0%	0%	0
<b>Total</b>	<b>96%</b>	<b>4%</b>	<b>0%</b>	<b>0%</b>	<b>0%</b>	<b>0%</b>	<b>0%</b>	<b>0%</b>	<b>100%</b>	<b>26</b>
									<b>Answered</b>	<b>26</b>
									<b>Skipped</b>	<b>20</b>



Indien u reeds Sojabone begin plant het, hoeveel % van totale oppervlakte is reeds voltooi? If you have already started planting Soybeans, what % of your total area has already been completed?

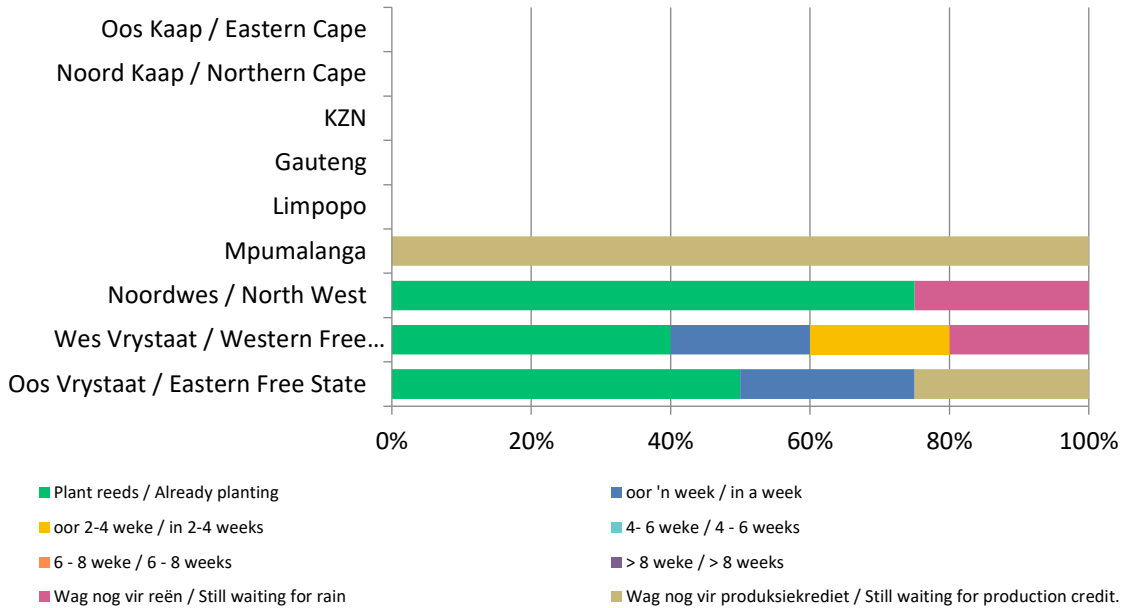


	Minder as 10% / Less than 10%	Tussen 10% en 20% / Between 10% and 20%	Tussen 20% en 40% / Between 20% and 40%	Tussen 40% en 60% / Between 40% and 60%	Tussen 60% en 80% / Between 60% and 80%	> 80%	100%	Total		
Oos Vrystaat / Eastern Free State	9%	0%	0%	0%	0%	9%	82%	34%	11	
Wes Vrystaat / Western Free State	14%	0%	14%	0%	14%	0%	57%	22%	7	
Noordwes / North West	0%	33%	33%	0%	0%	0%	33%	9%	3	
Mpumalanga	0%	0%	0%	0%	0%	0%	100%	25%	8	
Limpopo	0%	0%	0%	0%	0%	0%	0%	0%	0	
Gauteng	0%	0%	100%	0%	0%	0%	0%	3%	1	
KZN	0%	0%	0%	0%	0%	0%	100%	6%	2	
Noord Kaap / Northern Cape	0%	0%	0%	0%	0%	0%	0%	0%	0	
Oos Kaap / Eastern Cape	0%	0%	0%	0%	0%	0%	0%	0%	0	
<b>Total</b>	6%	3%	9%	0%	3%	3%	75%	100%	32	
									<b>Answered</b>	<b>32</b>
									<b>Skipped</b>	<b>14</b>





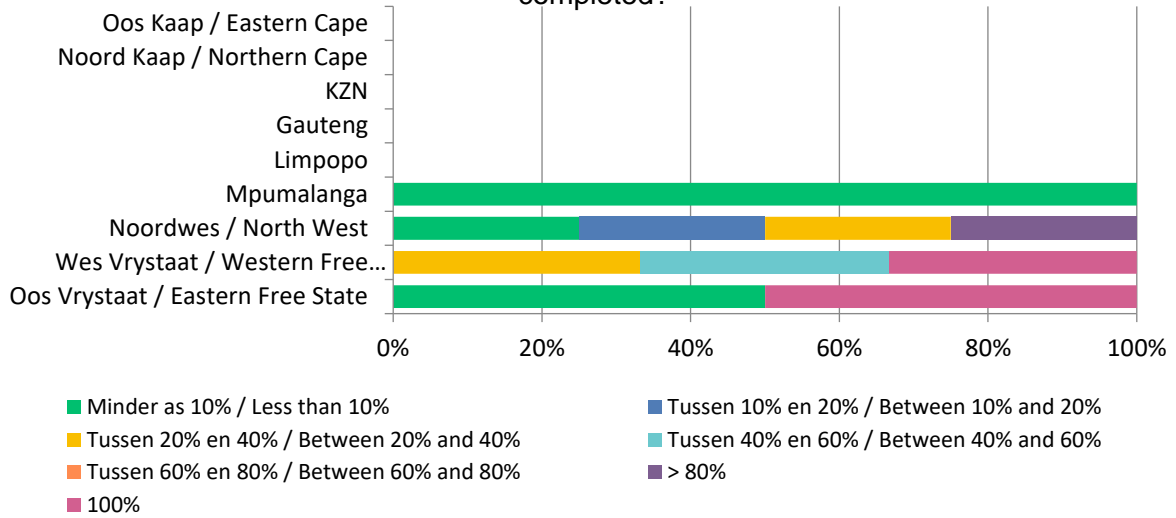
## Wanneer beplan u om Sonneblomsaad te begin plant? / When do you plan to start planting Sunflower seeds?



	Plant reeds / Already planting	oor 'n week / in a week	oor 2-4 weke / in 2-4 weeks	4-6 weke / 4-6 weeks	6-8 weke / 6-8 weeks	> 8 weke / > 8 weeks	Wag nog vir reën / Still waiting for rain	Wag nog vir produksiekrediet / Still waiting for production credit	Total	
Oos Vrystaat / Eastern Free State	50%	25%	0%	0%	0%	0%	0%	25%	29%	4
Wes Vrystaat / Western Free State	40%	20%	20%	0%	0%	0%	20%	0%	36%	5
Noordwes / North West	75%	0%	0%	0%	0%	0%	25%	0%	29%	4
Mpumalanga	0%	0%	0%	0%	0%	0%	0%	100%	7%	1
Limpopo	0%	0%	0%	0%	0%	0%	0%	0%	0%	0
Gauteng	0%	0%	0%	0%	0%	0%	0%	0%	0%	0
KZN	0%	0%	0%	0%	0%	0%	0%	0%	0%	0
Noord Kaap / Northern Cape	0%	0%	0%	0%	0%	0%	0%	0%	0%	0
Oos Kaap / Eastern Cape	0%	0%	0%	0%	0%	0%	0%	0%	0%	0
<b>Total</b>	50%	14%	7%	0%	0%	0%	14%	14%	100%	14
									Answered	14
									Skipped	32



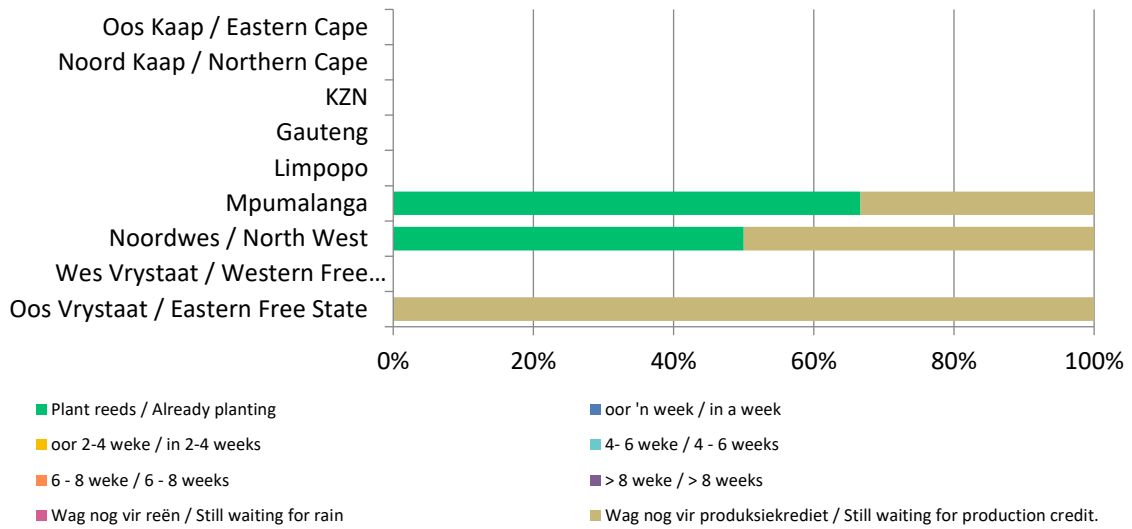
Indien u reeds Sonneblomsaad begin plant het, hoeveel % van totale oppervlakte is reeds voltooi? If you have already started planting Sunflower seeds, what % of your total area has already been completed?



	Minder as 10% / Less than 10%	Tussen 10% en 20% / Between 10% and 20%	Tussen 20% en 40% / Between 20% and 40%	Tussen 40% en 60% / Between 40% and 60%	Tussen 60% en 80% / Between 60% and 80%	> 80%	100%	Total	
Oos Vrystaat / Eastern Free State	50%	0%	0%	0%	0%	0%	50%	33%	4
Wes Vrystaat / Western Free State	0%	0%	33%	33%	0%	0%	33%	25%	3
Noordwes / North West	25%	25%	25%	0%	0%	25%	0%	33%	4
Mpumalanga	100%	0%	0%	0%	0%	0%	0%	8%	1
Limpopo	0%	0%	0%	0%	0%	0%	0%	0%	0
Gauteng	0%	0%	0%	0%	0%	0%	0%	0%	0
KZN	0%	0%	0%	0%	0%	0%	0%	0%	0
Noord Kaap / Northern Cape	0%	0%	0%	0%	0%	0%	0%	0%	0
Oos Kaap / Eastern Cape	0%	0%	0%	0%	0%	0%	0%	0%	0
<b>Total</b>	33%	8%	17%	8%	0%	8%	25%	100%	12
								<b>Answered</b>	<b>12</b>
								<b>Skipped</b>	<b>34</b>



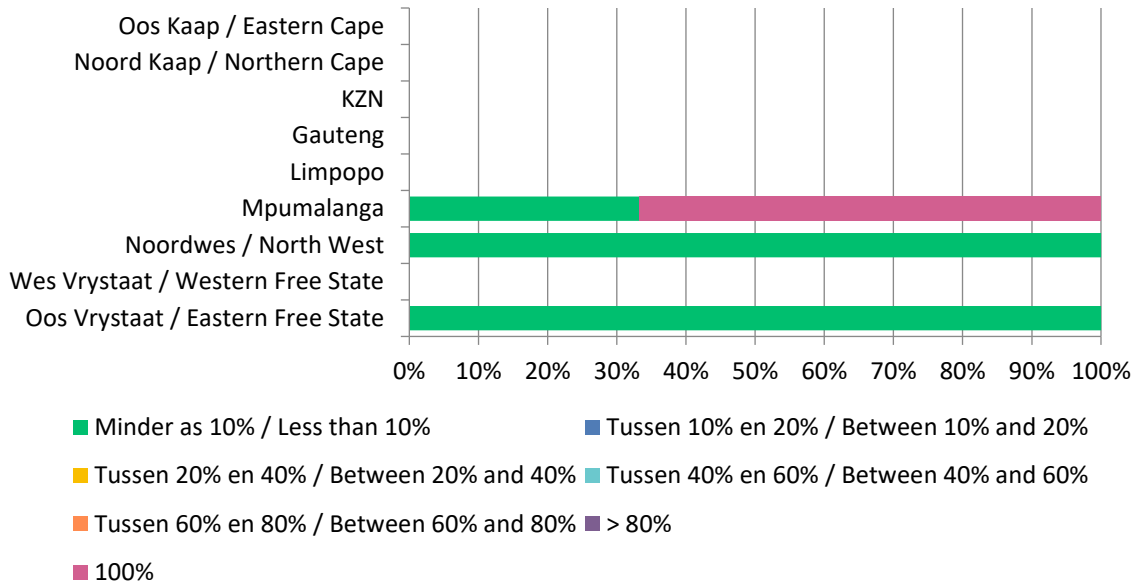
Wanneer beplan u om Sorghum te begin plant? / When do you plan to start planting Sorghum?



	Plant reeds / Already planting	oor 'n week / in a week	oor 2-4 weke / in 2-4 weeks	4-6 weke / 4-6 weeks	6-8 weke / 6-8 weeks	> 8 weke / > 8 weeks	Wag nog vir reën / Still waiting for rain	Wag nog vir produksiekrediet / Still waiting for production credit.	Total	
Oos Vrystaat / Eastern Free State	0%	0%	0%	0%	0%	0%	0%	100%	16.67%	1
Wes Vrystaat / Western Free State	0%	0%	0%	0%	0%	0%	0%	0%	0.00%	0
Noordwes / North West	50%	0%	0%	0%	0%	0%	0%	50%	33.33%	2
Mpumalanga	67%	0%	0%	0%	0%	0%	0%	33%	50.00%	3
Limpopo	0%	0%	0%	0%	0%	0%	0%	0%	0.00%	0
Gauteng	0%	0%	0%	0%	0%	0%	0%	0%	0.00%	0
KZN	0%	0%	0%	0%	0%	0%	0%	0%	0.00%	0
Noord Kaap / Northern Cape	0%	0%	0%	0%	0%	0%	0%	0%	0.00%	0
Oos Kaap / Eastern Cape	0%	0%	0%	0%	0%	0%	0%	0%	0.00%	0
<b>Total</b>	50%	0%	0%	0%	0%	0%	0%	50%	100.00%	6
									Answered	6
									Skipped	40



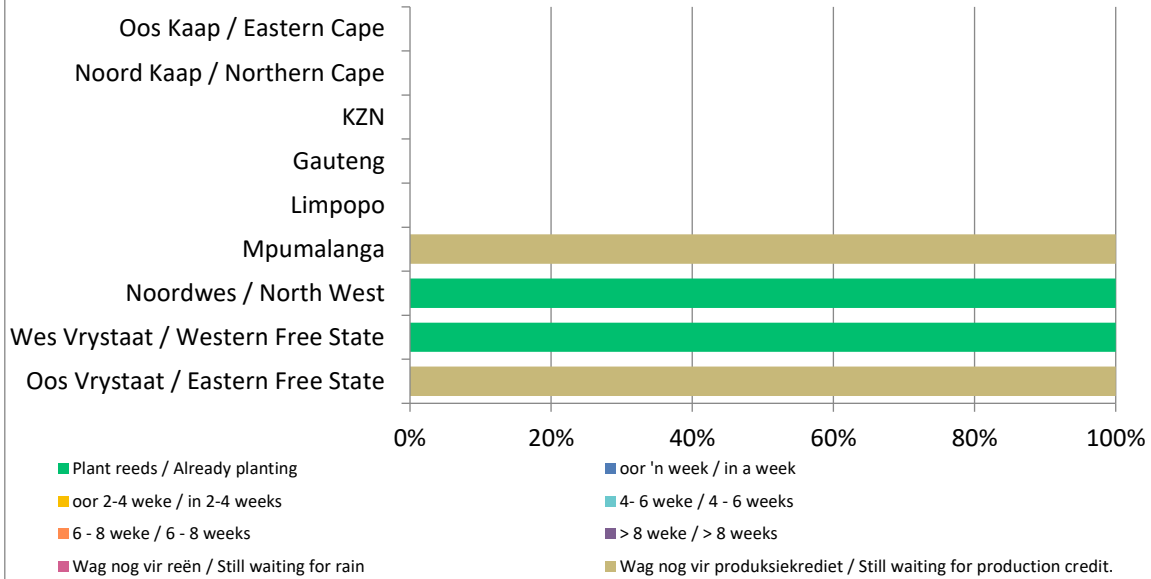
Indien u reeds Sorghum begin plant het, hoeveel % van totale oppervlakte is reeds voltooi? If you have already started planting Sorghum, what % of your total area has already been completed?



	Minder as 10% / Less than 10%	Tussen 10% en 20% / Between 10% and 20%	Tussen 20% en 40% / Between 20% and 40%	Tussen 40% en 60% / Between 40% and 60%	Tussen 60% en 80% / Between 60% and 80%	> 80%	100%	Total		
Oos Vrystaat / Eastern Free State	100%	0%	0%	0%	0%	0%	0%	17%	1	
Wes Vrystaat / Western Free State	0%	0%	0%	0%	0%	0%	0%	0%	0	
Noordwes / North West	100%	0%	0%	0%	0%	0%	0%	33%	2	
Mpumalanga	33%	0%	0%	0%	0%	0%	67%	50%	3	
Limpopo	0%	0%	0%	0%	0%	0%	0%	0%	0	
Gauteng	0%	0%	0%	0%	0%	0%	0%	0%	0	
KZN	0%	0%	0%	0%	0%	0%	0%	0%	0	
Noord Kaap / Northern Cape	0%	0%	0%	0%	0%	0%	0%	0%	0	
Oos Kaap / Eastern Cape	0%	0%	0%	0%	0%	0%	0%	0%	0	
<b>Total</b>	67%	0%	0%	0%	0%	0%	33%	100%	6	
									<b>Answered</b>	<b>6</b>
									<b>Skipped</b>	<b>40</b>



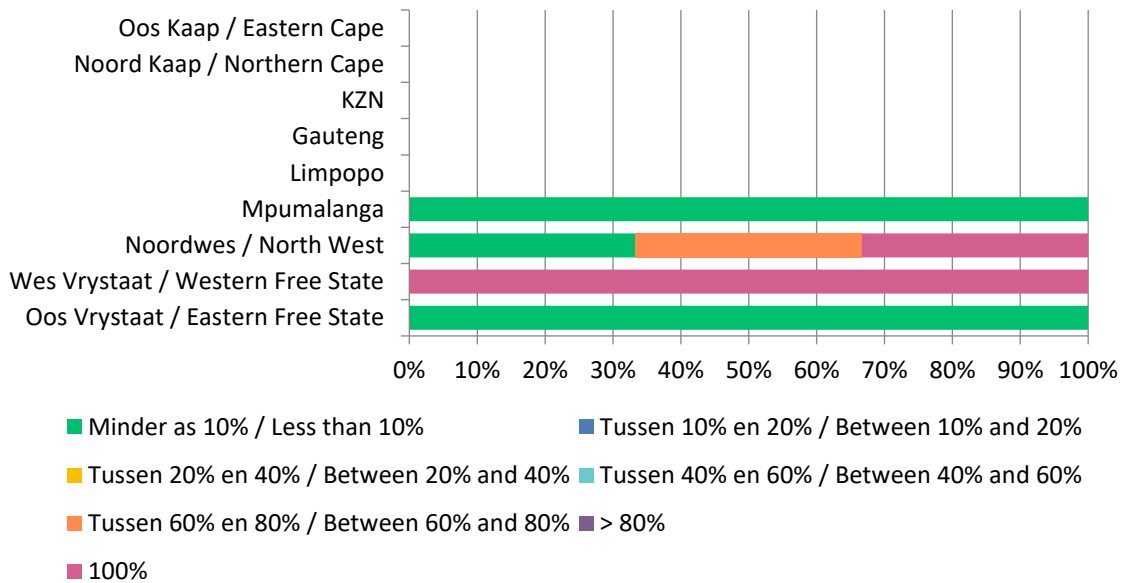
Wanneer beplan u om Grondbone te begin plant? / When do you plan to start planting Groundnuts?



	Plant reeds / Already planting	oor 'n week / in a week	oor 2-4 weke / in 2-4 weeks	4-6 weke / 4-6 weeks	6-8 weke / 6-8 weeks	> 8 weke / > 8 weeks	Wag nog vir reën / Still waiting for rain	Wag nog vir produksiekrediet / Still waiting for production credit.	Total	
Oos Vrystaat / Eastern Free State	0%	0%	0%	0%	0%	0%	0%	100%	17%	1
Wes Vrystaat / Western Free State	100%	0%	0%	0%	0%	0%	0%	0%	17%	1
Noordwes / North West	100%	0%	0%	0%	0%	0%	0%	0%	50%	3
Mpumalanga	0%	0%	0%	0%	0%	0%	0%	100%	17%	1
Limpopo	0%	0%	0%	0%	0%	0%	0%	0%	0%	0
Gauteng	0%	0%	0%	0%	0%	0%	0%	0%	0%	0
KZN	0%	0%	0%	0%	0%	0%	0%	0%	0%	0
Noord Kaap / Northern Cape	0%	0%	0%	0%	0%	0%	0%	0%	0%	0
Oos Kaap / Eastern Cape	0%	0%	0%	0%	0%	0%	0%	0%	0%	0
<b>Total</b>	67%	0%	0%	0%	0%	0%	0%	33%	100%	6
									<b>Answered</b>	<b>6</b>
									<b>Skipped</b>	<b>40</b>



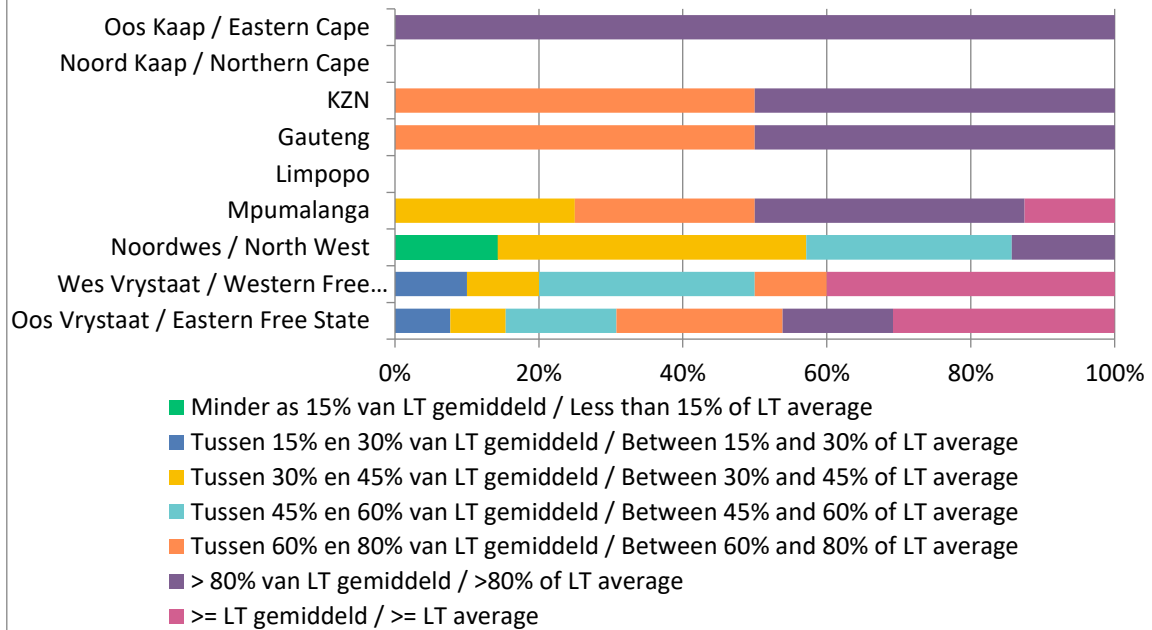
Indien u reeds Grondbone begin plant het, hoeveel % van totale oppervlakte is reeds voltooi? If you have already started planting Groundnuts, what % of your total area has already been completed?



	Minder as 10% / Less than 10%	Tussen 10% en 20% / Between 10% and 20%	Tussen 20% en 40% / Between 20% and 40%	Tussen 40% en 60% / Between 40% and 60%	Tussen 60% en 80% / Between 60% and 80%	> 80 %	100 %	Total		
Oos Vrystaat / Eastern Free State	100%	0%	0%	0%	0%	0%	0%	17%	1	
Wes Vrystaat / Western Free State	0%	0%	0%	0%	0%	0%	100%	17%	1	
Noordwes / North West	33%	0%	0%	0%	33%	0%	33%	50%	3	
Mpumalanga	100%	0%	0%	0%	0%	0%	0%	17%	1	
Limpopo	0%	0%	0%	0%	0%	0%	0%	0%	0	
Gauteng	0%	0%	0%	0%	0%	0%	0%	0%	0	
KZN	0%	0%	0%	0%	0%	0%	0%	0%	0	
Noord Kaap / Northern Cape	0%	0%	0%	0%	0%	0%	0%	0%	0	
Oos Kaap / Eastern Cape	0%	0%	0%	0%	0%	0%	0%	0%	0	
<b>Total</b>	50%	0%	0%	0%	17%	0%	33%	100%	6	
									<b>Answered</b>	<b>6</b>
									<b>Skipped</b>	<b>40</b>



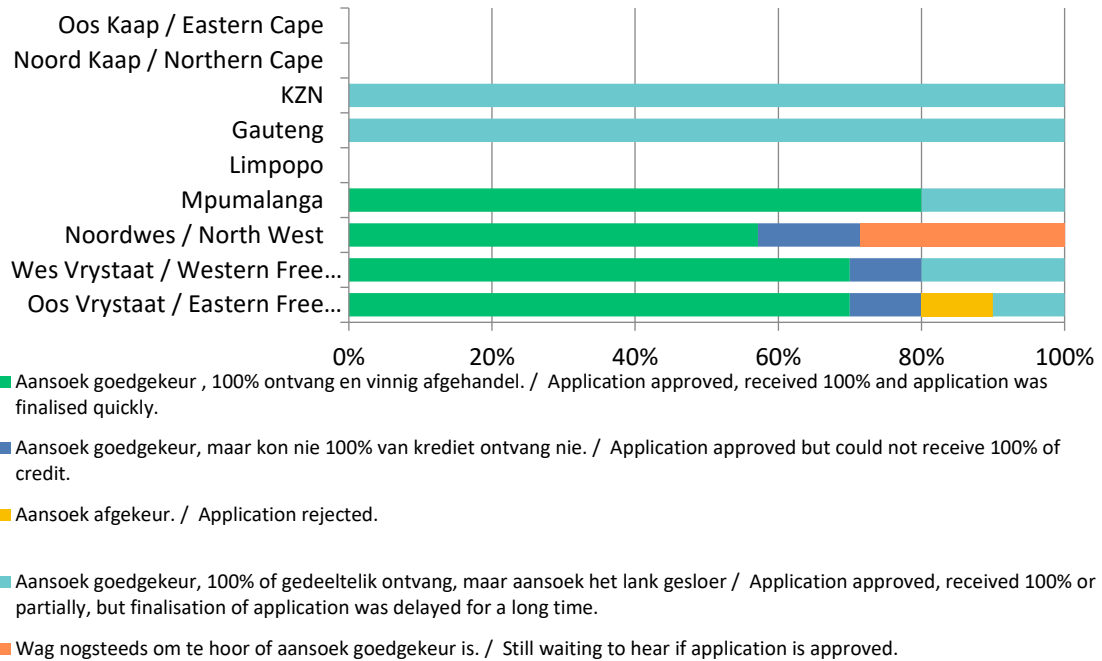
Hoe vergelyk die jaar tot datum reënval in u streek teenoor die langtermyn (LT) gemiddelde jaar tot datum reënval? How does the year to date rainfall, in your region, compare to the long term (LT) average year to date rainfall?



	Minder as 15% van LT gemiddeld / Less than 15% of LT average	Tussen 15% en 30% van LT gemiddeld / Between 15% and 30% of LT average	Tussen 30% en 45% van LT gemiddeld / Between 30% and 45% of LT average	Tussen 45% en 60% van LT gemiddeld / Between 45% and 60% of LT average	Tussen 60% en 80% van LT gemiddeld / Between 60% and 80% of LT average	> 80% van LT gemiddeld / >80% of LT average	>= LT gemiddeld / >= LT average	Total		
Oos Vrystaat / Eastern Free State	0%	8%	8%	15%	23%	15%	31%	30%	13	
Wes Vrystaat / Western Free State	0%	10%	10%	30%	10%	0%	40%	23%	10	
Noordwes / North West	14%	0%	43%	29%	0%	14%	0%	16%	7	
Mpumalanga	0%	0%	25%	0%	25%	38%	13%	19%	8	
Limpopo	0%	0%	0%	0%	0%	0%	0%	0%	0	
Gauteng	0%	0%	0%	0%	50%	50%	0%	5%	2	
KZN	0%	0%	0%	0%	50%	50%	0%	5%	2	
Noord Kaap / Northern Cape	0%	0%	0%	0%	0%	0%	0%	0%	0	
Oos Kaap / Eastern Cape	0%	0%	0%	0%	0%	100%	0%	2%	1	
Total	2%	5%	16%	16%	19%	21%	21%	100%	43	
									Answered	43
									Skipped	3



Indien u aansoek gedoen het vir produksiekrediet, watter van die volgende stellings sal u aansoek die beste beskryf? / If you applied for production credit, which of the following statements would best describe your application?



	Aansoek goedgekeur, 100% ontvang en vinnig afgehandel. / Application approved, received 100% and application was finalised quickly.	Aansoek goedgekeur, maar kon nie 100% van krediet ontvang nie. / Application approved but could not receive 100% of credit.	Aansoek afgekeur. / Application rejected.	Aansoek goedgekeur, 100% of gedeeltelik ontvang, maar aansoek het lank gesloer / Application approved, received 100% or partially, but finalisation of application was delayed for a long time.	Wag nog steeds om te hoor of aansoek goedgekeur is. / Still waiting to hear if application is approved.	Total	
Oos Vrystaat / Eastern Free State	70%	10%	10%	10%	0%	29%	10
Wes Vrystaat / Western Free State	70%	10%	0%	20%	0%	29%	10
Noordwes / North West	57%	14%	0%	0%	29%	21%	7
Mpumalanga	80%	0%	0%	20%	0%	15%	5
Limpopo	0%	0%	0%	0%	0%	0%	0
Gauteng	0%	0%	0%	100%	0%	3%	1
KZN	0%	0%	0%	100%	0%	3%	1
Noord Kaap / Northern Cape	0%	0%	0%	0%	0%	0%	0
Oos Kaap / Eastern Cape	0%	0%	0%	0%	0%	0%	0
<b>Total</b>	<b>65%</b>	<b>9%</b>	<b>3%</b>	<b>18%</b>	<b>6%</b>	<b>100%</b>	<b>34</b>
						<b>Answered</b>	<b>34</b>
						<b>Skipped</b>	<b>12</b>

