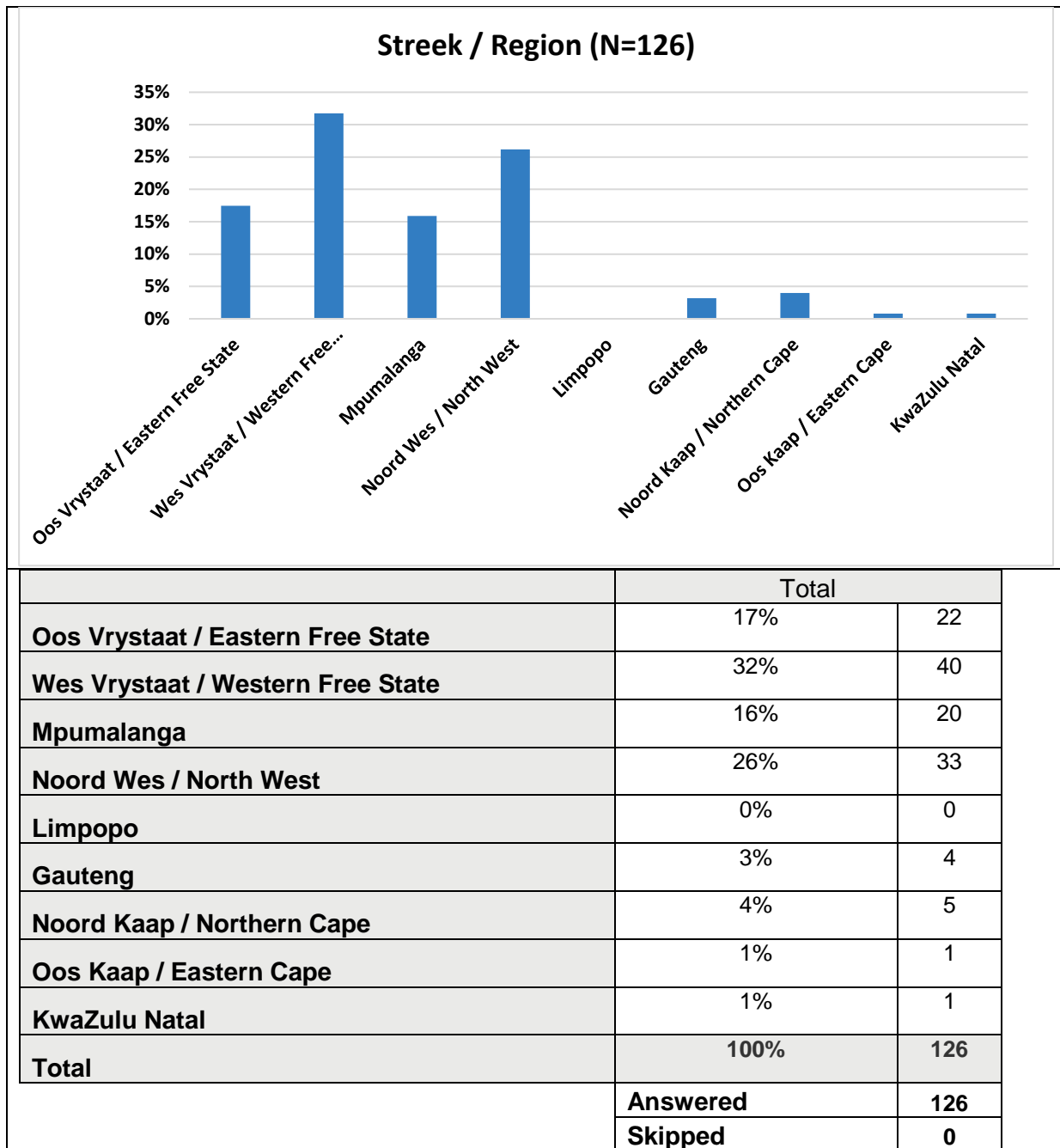


# **Gewas vraelys – Crop Survey**



**Gewas status / Crop Status – Week 06/07/2020 – 10/07/2020**

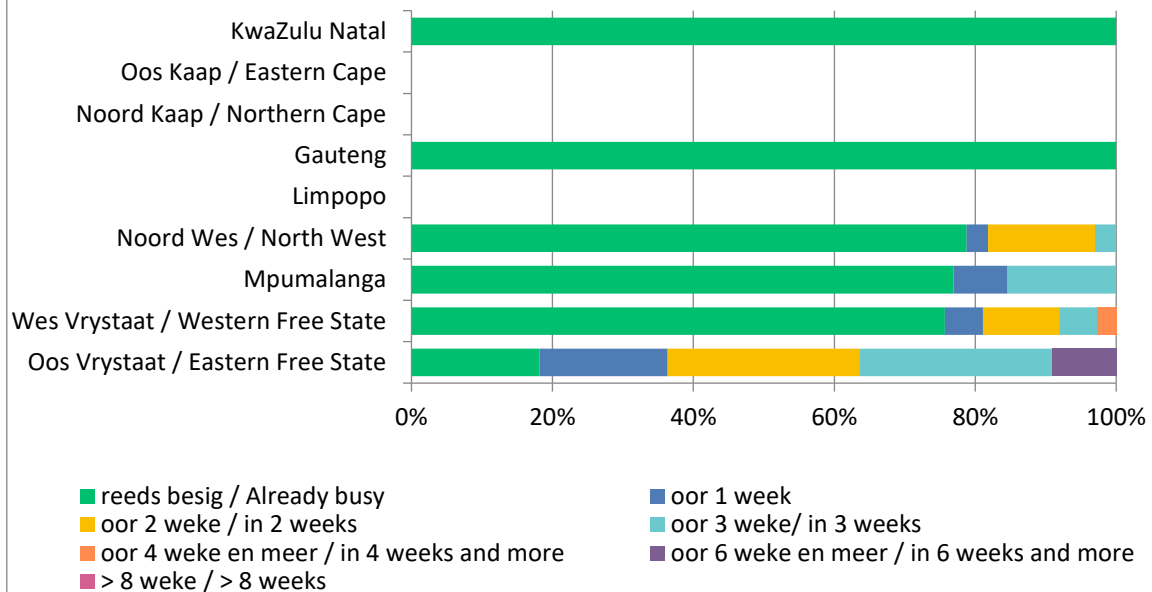


Nota: Die inligting is gebaseer op vrywillige deelname vanaf produsente en is dus nie statisties verteenwoordigend nie. Graan SA aanvaar geen verantwoordelikheid vir enige skade of verliese wat gely word as gevolg van die gebruik van hierdie inligting nie.

Note: This information was obtained by means of voluntary participation by producers and are therefore not statistical representative. Grain SA takes no responsibility for any losses or damage incurred due to the use of this information.



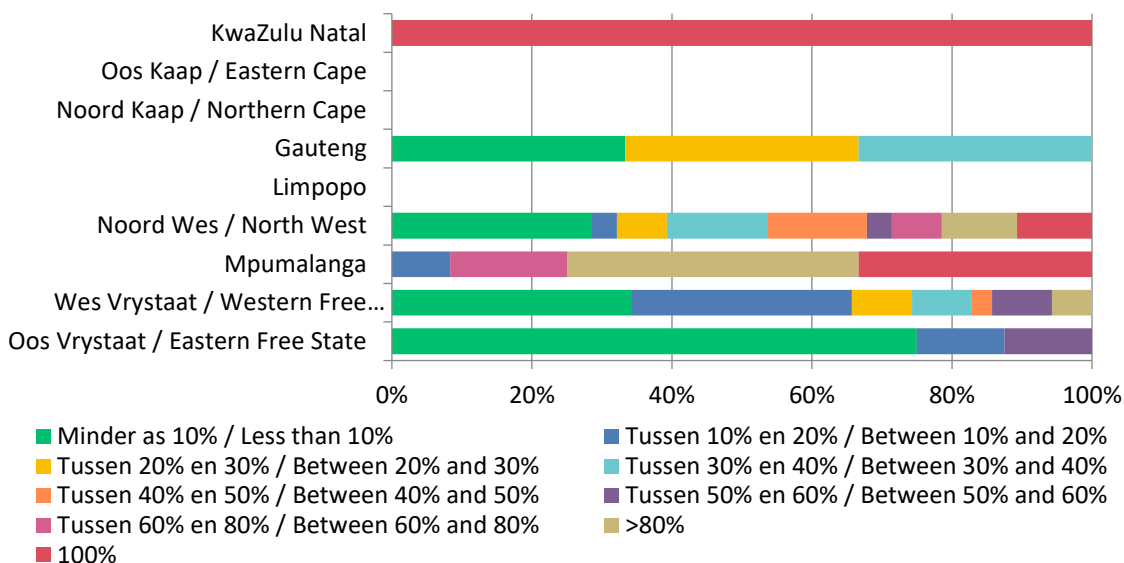
Wanneer verwag u om te begin stroop: Witmielies /  
When do you expect to start harvesting: White Maize



	Reeds besig / Already busy	oor 1 week	oor 2 weke / in 2 weeks	oor 3 weke / in 3 weeks	oor 4 weke en meer / in 4 weeks and more	oor 6 weke en meer / in 6 weeks and more	> 8 weke / > 8 weeks	Total	
Oos Vrystaat / Eastern Free State	18%	18%	27%	27%	0%	9%	0%	11%	11
Wes Vrystaat / Western Free State	76%	5%	11%	5%	3%	0%	0%	38%	37
Mpumalanga	77%	8%	0%	15%	0%	0%	0%	13%	13
Noord Wes / North West	79%	3%	15%	3%	0%	0%	0%	34%	33
Limpopo	0%	0%	0%	0%	0%	0%	0%	0%	0
Gauteng	100%	0%	0%	0%	0%	0%	0%	3%	3
Noord Kaap / Northern Cape	0%	0%	0%	0%	0%	0%	0%	0%	0
Oos Kaap / Eastern Cape	0%	0%	0%	0%	0%	0%	0%	0%	0
KwaZulu Natal	100%	0%	0%	0%	0%	0%	0%	1%	1
<b>Total</b>	71%	6%	12%	8%	1%	1%	0%	100%	98
								<b>Answered</b>	<b>98</b>
								<b>Skipped</b>	<b>28</b>



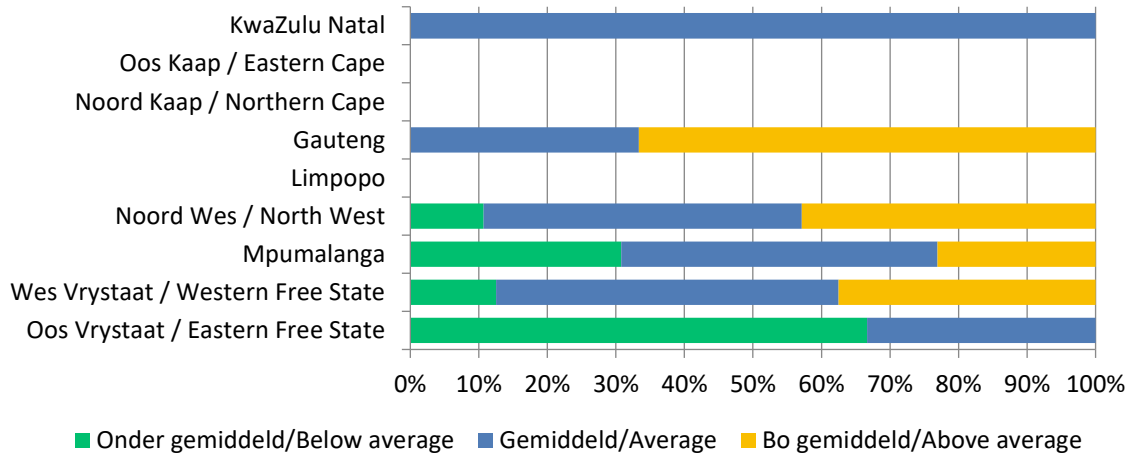
Indien u reeds witmielies begin stroop het hoeveel % van u totale oppervlakte is reeds voltooi. / If you have already started harvesting White maize, what % of your total area have been completed.



	Minde r as 10% / Less than 10%	Tussen 10% en 20% / Betwee n 10% and 20%	Tussen 20% en 30% / Betwee n 20% and 30%	Tussen 30% en 40% / Betwee n 30% and 40%	Tussen 40% en 50% / Betwee n 40% and 50%	Tussen 50% en 60% / Betwee n 50% and 60%	Tussen 60% en 80% / Betwee n 60% and 80%	>80 %	100%	Total	
Oos Vrystaat / Eastern Free State	75%	13%	0%	0%	0%	13%	0%	0%	0%	9%	8
Wes Vrystaat / Western Free State	34%	31%	9%	9%	3%	9%	0%	6%	0%	40%	35
Mpumalanga	0%	8%	0%	0%	0%	0%	17%	42%	33%	14%	12
Noord Wes / North West	29%	4%	7%	14%	14%	4%	7%	11%	11%	32%	28
Limpopo	0%	0%	0%	0%	0%	0%	0%	0%	0%	0%	0
Gauteng	33%	0%	33%	33%	0%	0%	0%	0%	0%	3%	3
Noord Kaap / Northern Cape	0%	0%	0%	0%	0%	0%	0%	0%	0%	0%	0
Oos Kaap / Eastern Cape	0%	0%	0%	0%	0%	0%	0%	0%	0%	0%	0
KwaZulu Natal	0%	0%	0%	0%	0%	0%	0%	0%	100%	1%	1
<b>Total</b>	31%	16%	7%	9%	6%	6%	5%	11%	9%	100%	87
										Answered	87
										Skipped	39



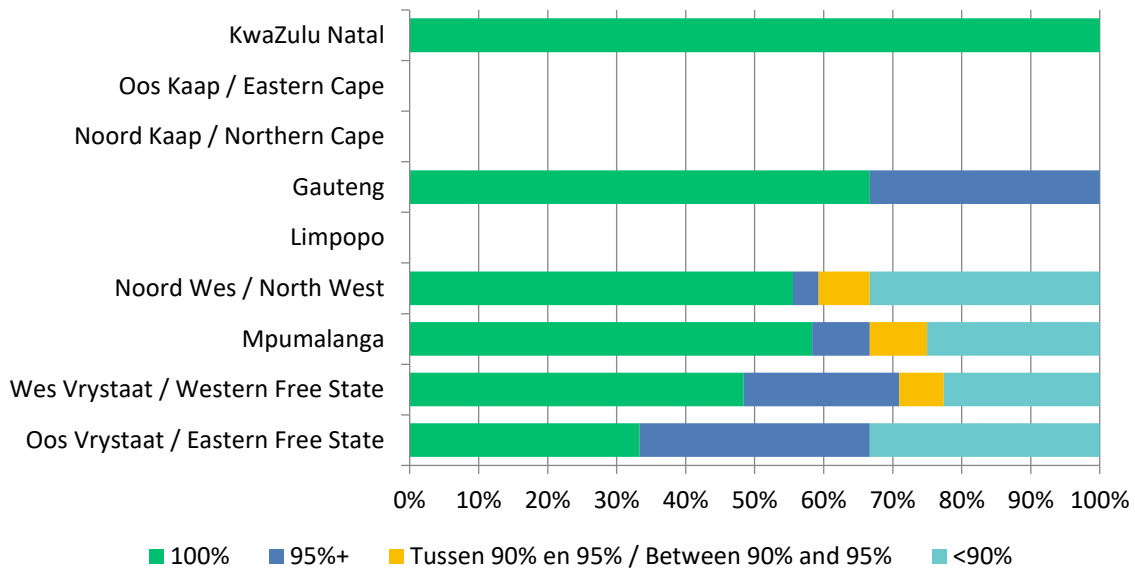
Indien u reeds Witmielies begin stroop het hoe vergelyk die opbrengste tot dusver teenoor die gemiddelde opbrengs? / If you have already started harvesting White maize, how does the yields compare to the average yield?



	Onder gemiddeld/ Below average	Gemiddeld/ Average	Bo gemiddeld/ Above average	Total	
Oos Vrystaat / Eastern Free State	67%	33%	0%	4%	3
Wes Vrystaat / Western Free State	13%	50%	38%	40%	32
Mpumalanga	31%	46%	23%	16%	13
Noord Wes / North West	11%	46%	43%	35%	28
Limpopo	0%	0%	0%	0%	0
Gauteng	0%	33%	67%	4%	3
Noord Kaap / Northern Cape	0%	0%	0%	0%	0
Oos Kaap / Eastern Cape	0%	0%	0%	0%	0
KwaZulu Natal	0%	100%	0%	1%	1
<b>Total</b>	<b>16%</b>	<b>48%</b>	<b>36%</b>	<b>100%</b>	<b>80</b>
				<b>Answered</b>	<b>80</b>
				<b>Skipped</b>	<b>46</b>



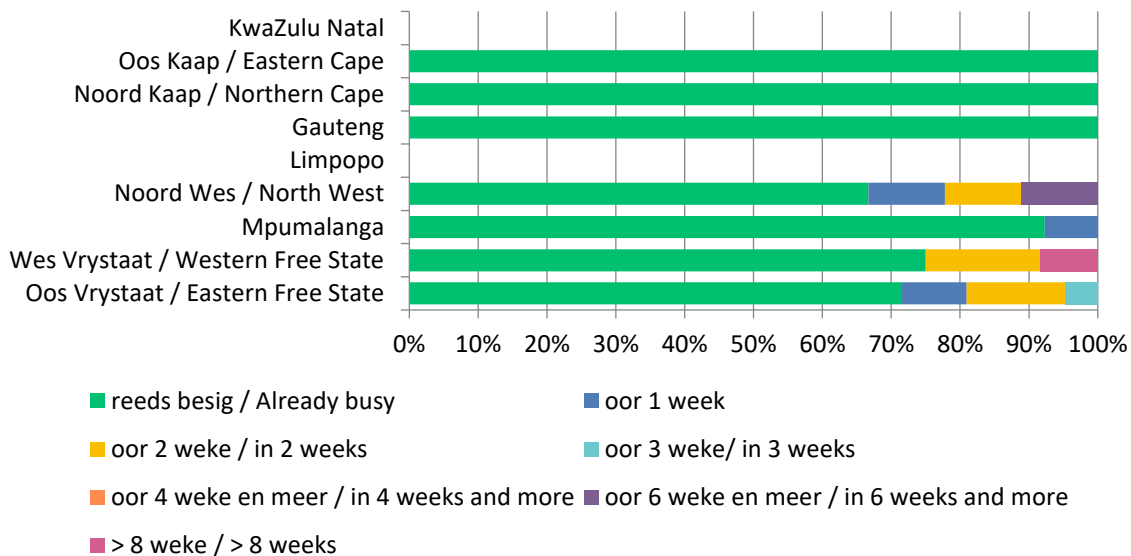
Indien u reeds Witmielies begin stroop het hoeveel % van u totale lewerings tot dusver was WM1's? / If you have already started harvesting White maize, what % of your deliveries was WM1?



	100%	95%+	Tussen 90% en 95% / Between 90% and 95%	<90%	Total	
Oos Vrystaat / Eastern Free State	33%	33%	0%	33%	4%	3
Wes Vrystaat / Western Free State	48%	23%	6%	23%	40%	31
Mpumalanga	58%	8%	8%	25%	16%	12
Noord Wes / North West	56%	4%	7%	33%	35%	27
Limpopo	0%	0%	0%	0%	0%	0
Gauteng	67%	33%	0%	0%	4%	3
Noord Kaap / Northern Cape	0%	0%	0%	0%	0%	0
Oos Kaap / Eastern Cape	0%	0%	0%	0%	0%	0
KwaZulu Natal	100%	0%	0%	0%	1%	1
<b>Total</b>	53%	14%	6%	26%	100%	77
					<b>Answered</b>	<b>77</b>
					<b>Skipped</b>	<b>49</b>



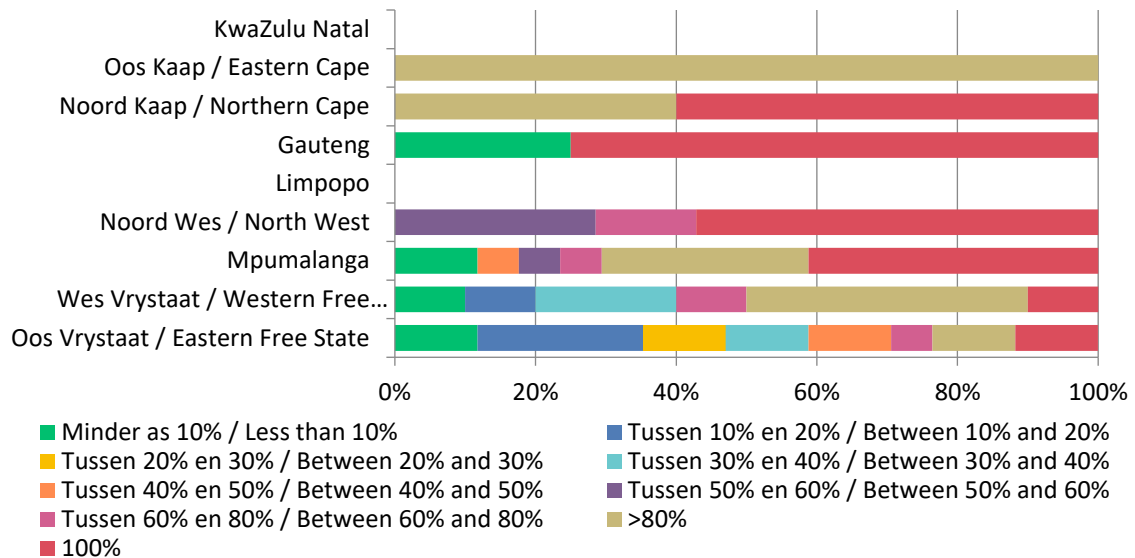
Wanneer verwag u om te begin stroop: Geelmielies / When do you expect to start harvesting: Yellow Maize



	Reeds besig / Already busy	oor 1 week	oor 2 weke / in 2 weeks	oor 3 weke / in 3 weeks	oor 4 weke en meer / in 4 weeks and more	oor 6 weke en meer / in 6 weeks and more	> 8 weke / > 8 weeks	Total	
Oos Vrystaat / Eastern Free State	71%	10%	14%	5%	0%	0%	0%	32%	21
Wes Vrystaat / Western Free State	75%	0%	17%	0%	0%	0%	8%	18%	12
Mpumalanga	92%	8%	0%	0%	0%	0%	0%	20%	13
Noord Wes / North West	67%	11%	11%	0%	0%	11%	0%	14%	9
Limpopo	0%	0%	0%	0%	0%	0%	0%	0%	0
Gauteng	100%	0%	0%	0%	0%	0%	0%	6%	4
Noord Kaap / Northern Cape	100%	0%	0%	0%	0%	0%	0%	8%	5
Oos Kaap / Eastern Cape	100%	0%	0%	0%	0%	0%	0%	2%	1
KwaZulu Natal	0%	0%	0%	0%	0%	0%	0%	0%	0
<b>Total</b>	<b>80%</b>	<b>6%</b>	<b>9%</b>	<b>2%</b>	<b>0%</b>	<b>2%</b>	<b>2%</b>	<b>100%</b>	<b>65</b>
								<b>Answered</b>	<b>65</b>
								<b>Skipped</b>	<b>61</b>



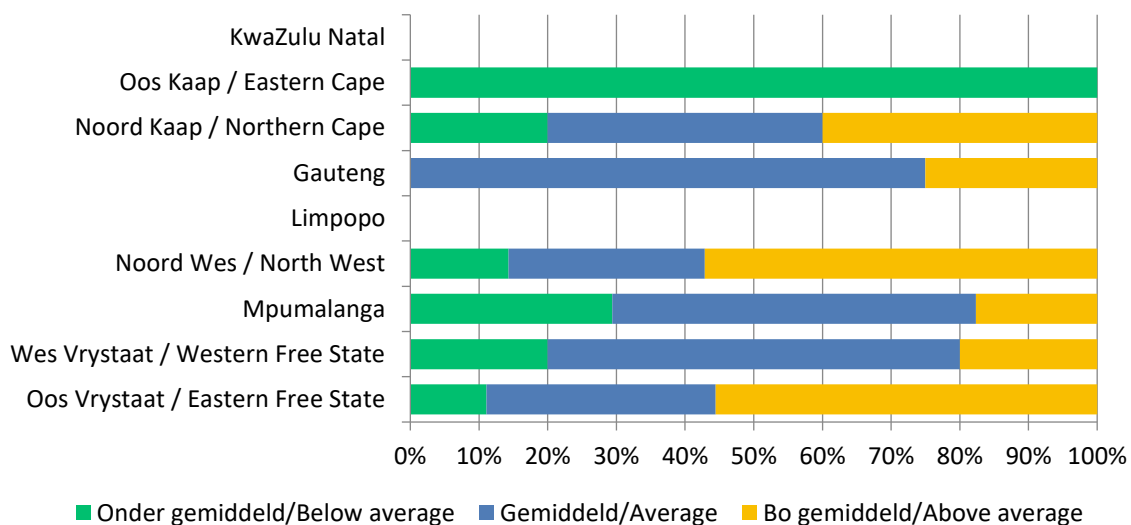
Indien u reeds Geelmielies begin stroop het hoeveel % van u totale oppervlakte is reeds voltooi. / If you have already started harvesting Yellow maize, what % of your total area have been completed.



	Minde r as 10% / Less than 10%	Tussen 10% en 20% / Between 10% and 20%	Tussen 20% en 30% / Between 20% and 30%	Tussen 30% en 40% / Between 30% and 40%	Tussen 40% en 50% / Between 40% and 50%	Tussen 50% en 60% / Between 50% and 60%	Tussen 60% en 80% / Between 60% and 80%	>80%	100 %	Total	
Oos Vrystaat / Eastern Free State	12%	24%	12%	12%	12%	0%	6%	12%	12%	28%	17
Wes Vrystaat / Western Free State	10%	10%	0%	20%	0%	0%	10%	40%	10%	16%	10
Mpumalanga	12%	0%	0%	0%	6%	6%	6%	29%	41%	28%	17
Noord Wes / North West	0%	0%	0%	0%	0%	29%	14%	0%	57%	11%	7
Limpopo	0%	0%	0%	0%	0%	0%	0%	0%	0%	0%	0
Gauteng	25%	0%	0%	0%	0%	0%	0%	0%	75%	7%	4
Noord Kaap / Northern Cape	0%	0%	0%	0%	0%	0%	0%	40%	60%	8%	5
Oos Kaap / Eastern Cape	0%	0%	0%	0%	0%	0%	0%	100%	0%	2%	1
KwaZulu Natal	0%	0%	0%	0%	0%	0%	0%	0%	0%	0%	0
<b>Total</b>	<b>10%</b>	<b>8%</b>	<b>3%</b>	<b>7%</b>	<b>5%</b>	<b>5%</b>	<b>7%</b>	<b>23%</b>	<b>33%</b>	<b>100%</b>	<b>61</b>
											Answered
											61
											Skipped
											65



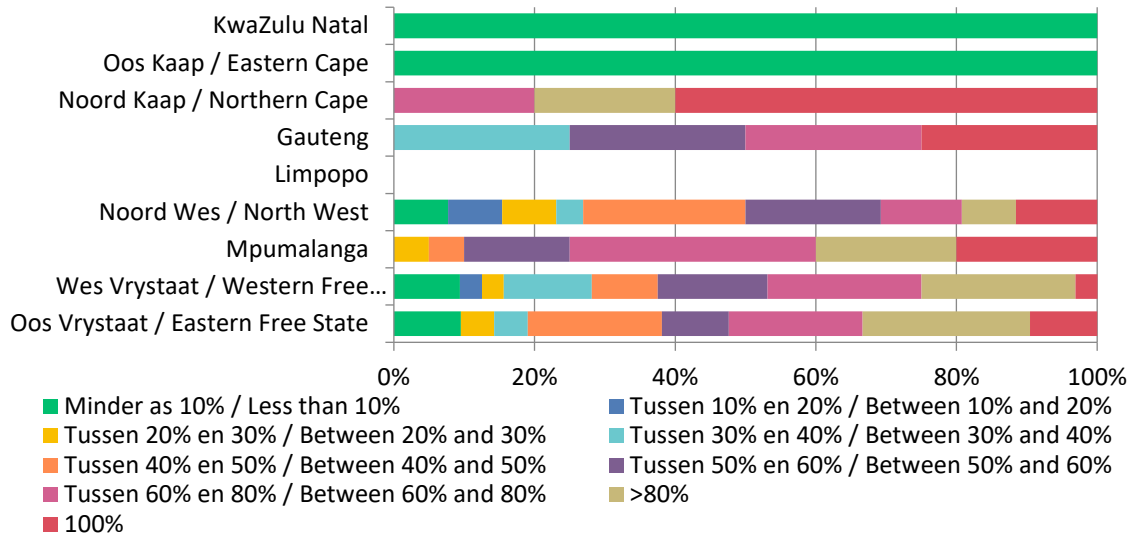
Indien u reeds Geelmielies begin stroop het hoe vergelyk die opbrengste tot dusver teenoor die gemiddelde opbrengs? / If you have already started harvesting Yellow maize, how does the yields compare to the average yield?



	Onder gemiddeld/ Below average	Gemiddeld/ Average	Bo gemiddeld/ Above average	Total	
Oos Vrystaat / Eastern Free State	11%	33%	56%	29%	18
Wes Vrystaat / Western Free State	20%	60%	20%	16%	10
Mpumalanga	29%	53%	18%	27%	17
Noord Wes / North West	14%	29%	57%	11%	7
Limpopo	0%	0%	0%	0%	0
Gauteng	0%	75%	25%	6%	4
Noord Kaap / Northern Cape	20%	40%	40%	8%	5
Oos Kaap / Eastern Cape	100%	0%	0%	2%	1
KwaZulu Natal	0%	0%	0%	0%	0
<b>Total</b>	<b>19%</b>	<b>45%</b>	<b>35%</b>	<b>100%</b>	<b>62</b>
				<b>Answered</b>	<b>62</b>
				<b>Skipped</b>	<b>64</b>



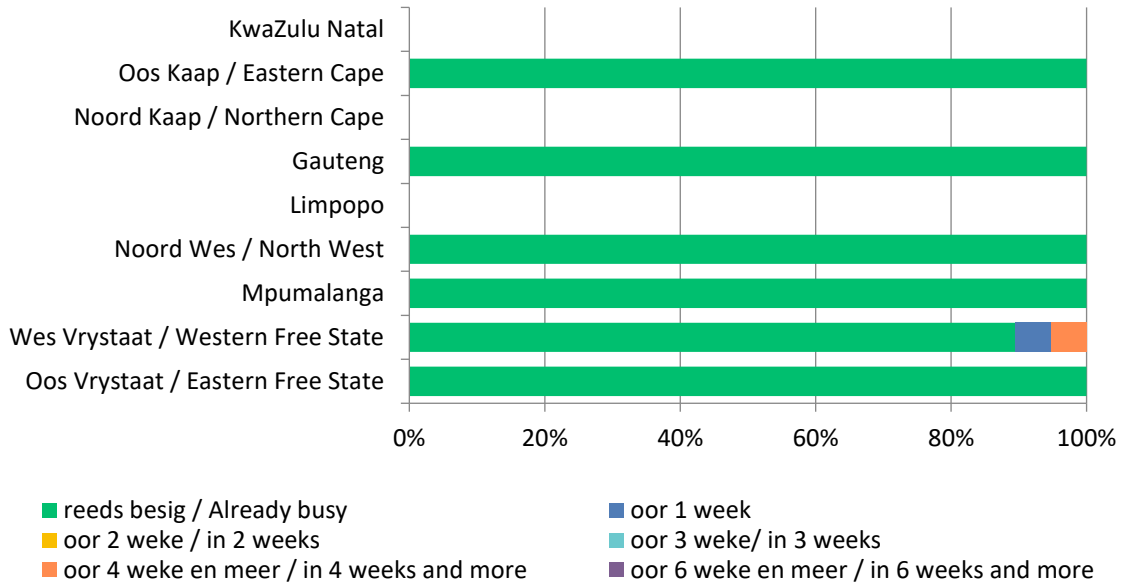
Watter % van u verwagte mielieproduksie vir die seisoen is reeds verskans? / What % of your expected maize crop for the season is already hedged?



	Minde r as 10% / Less than 10%	Tussen 10% en 20% / Between n 10% and 20%	Tussen 20% en 30% / Between n 20% and 30%	Tussen 30% en 40% / Between n 30% and 40%	Tussen 40% en 50% / Between n 40% and 50%	Tussen 50% en 60% / Between n 50% and 60%	Tussen 60% en 80% / Between n 60% and 80%	>80 %	100 %	Total	
Oos Vrystaat / Eastern Free State	10%	0%	5%	5%	19%	10%	19%	24%	10%	19%	21
Wes Vrystaat / Western Free State	9%	3%	3%	13%	9%	16%	22%	22%	3%	29%	32
Mpumalanga	0%	0%	5%	0%	5%	15%	35%	20%	20%	18%	20
Noord Wes / North West	8%	8%	8%	4%	23%	19%	12%	8%	12%	24%	26
Limpopo	0%	0%	0%	0%	0%	0%	0%	0%	0%	0%	0
Gauteng	0%	0%	0%	25%	0%	25%	25%	0%	25%	4%	4
Noord Kaap / Northern Cape	0%	0%	0%	0%	0%	0%	20%	20%	60%	5%	5
Oos Kaap / Eastern Cape	100%	0%	0%	0%	0%	0%	0%	0%	0%	1%	1
KwaZulu Natal	100%	0%	0%	0%	0%	0%	0%	0%	0%	1%	1
<b>Total</b>	<b>8%</b>	<b>3%</b>	<b>5%</b>	<b>6%</b>	<b>13%</b>	<b>15%</b>	<b>21%</b>	<b>17%</b>	<b>13%</b>	<b>100%</b>	<b>110</b>
										Answered	110
										Skipped	16



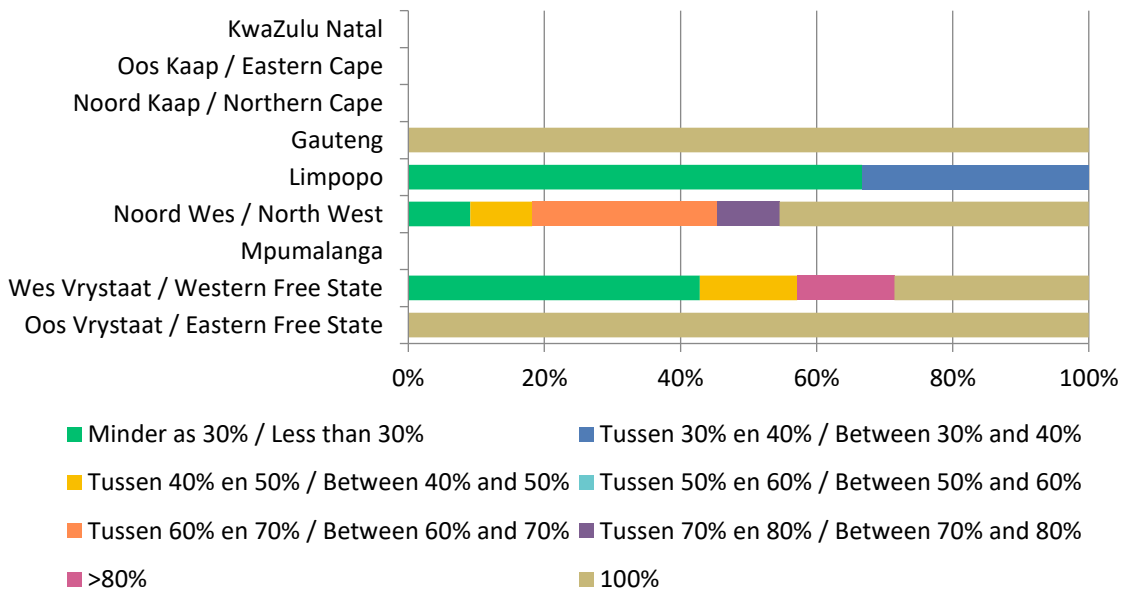
Wanneer verwag u om te begin stroop: Sonneblom / When do you expect to start harvesting: Sunflower



	Reeds besig / Already busy	oor 1 week	oor 2 weke / in 2 weeks	oor 3 weke / in 3 weeks	oor 4 weke en meer / in 4 weeks and more	oor 6 weke en meer / in 6 weeks and more	Total	
Oos Vrystaat / Eastern Free State	100%	0%	0%	0%	0%	0%	20%	10
Wes Vrystaat / Western Free State	89%	5%	0%	0%	5%	0%	39%	19
Mpumalanga	100%	0%	0%	0%	0%	0%	4%	2
Noord Wes / North West	100%	0%	0%	0%	0%	0%	33%	16
Limpopo	0%	0%	0%	0%	0%	0%	0%	0
Gauteng	100%	0%	0%	0%	0%	0%	2%	1
Noord Kaap / Northern Cape	0%	0%	0%	0%	0%	0%	0%	0
Oos Kaap / Eastern Cape	100%	0%	0%	0%	0%	0%	2%	1
KwaZulu Natal	0%	0%	0%	0%	0%	0%	0%	0
<b>Total</b>	<b>96%</b>	<b>2%</b>	<b>0%</b>	<b>0%</b>	<b>2%</b>	<b>0%</b>	<b>100%</b>	<b>49</b>
							<b>Answered</b>	<b>49</b>
							<b>Skipped</b>	<b>77</b>



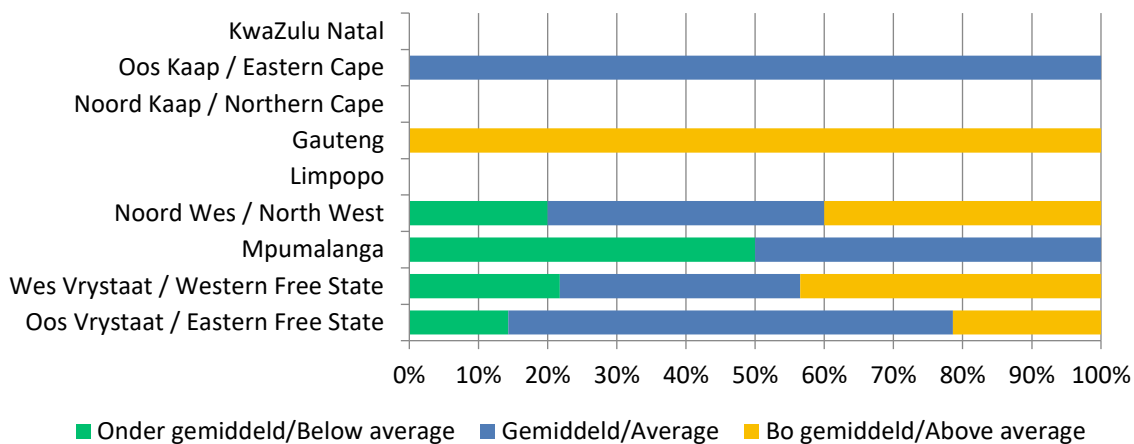
Indien u reeds sonneblom begin stroop het hoeveel % van u totale oppervlakte is reeds voltooi. / If you have already started harvesting sunflowers, what % of your total area have been completed.



	Minder as 30% / Less than 30%	Tussen 30% en 40% / Between 30% and 40%	Tussen 40% en 50% / Between 40% and 50%	Tussen 50% en 60% / Between 50% and 60%	Tussen 60% en 70% / Between 60% and 70%	Tussen 70% en 80% / Between 70% and 80%	>80%	100%	Total	
Oos Vrystaat / Eastern Free State	8%	0%	0%	0%	0%	0%	15%	77%	22%	13
Wes Vrystaat / Western Free State	4%	0%	4%	0%	4%	4%	13%	70%	38%	23
Mpumalanga	0%	0%	0%	0%	0%	0%	0%	100%	3%	2
Noord Wes / North West	0%	0%	0%	10%	0%	0%	5%	85%	33%	20
Limpopo	0%	0%	0%	0%	0%	0%	0%	0%	0%	0
Gauteng	0%	0%	0%	0%	0%	0%	100%	0%	2%	1
Noord Kaap / Northern Cape	0%	0%	0%	0%	0%	0%	0%	0%	0%	0
Oos Kaap / Eastern Cape	0%	0%	0%	0%	0%	0%	0%	100%	2%	1
KwaZulu Natal	0%	0%	0%	0%	0%	0%	0%	0%	0%	0
<b>Total</b>	<b>3%</b>	<b>0%</b>	<b>2%</b>	<b>3%</b>	<b>2%</b>	<b>2%</b>	<b>12%</b>	<b>77%</b>	<b>100%</b>	<b>60</b>
									Answered	60
									Skipped	66



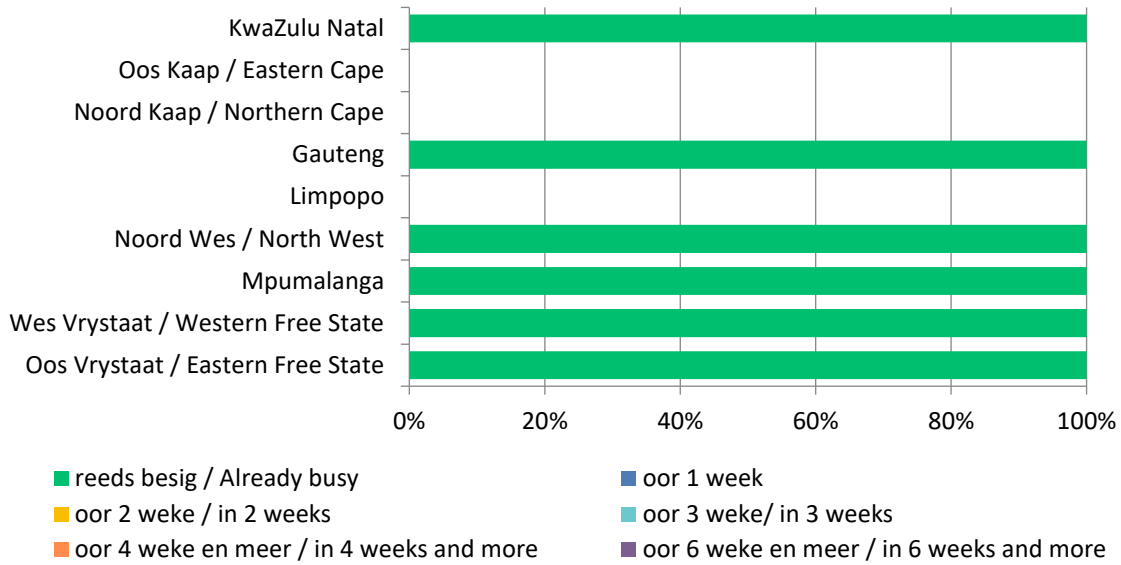
Indien u reeds sonneblom begin stroop het hoe vergelyk die opbrengste tot dusver teenoor die gemiddelde opbrengs? / If you have already started harvesting sunflower, how does the yields compare to the average yield?



	Onder gemiddeld/ Below average	Gemiddeld/ Average	Bo gemiddeld/ Above average	Total	
Oos Vrystaat / Eastern Free State	14%	64%	21%	23%	14
Wes Vrystaat / Western Free State	22%	35%	43%	38%	23
Mpumalanga	50%	50%	0%	3%	2
Noord Wes / North West	20%	40%	40%	33%	20
Limpopo	0%	0%	0%	0%	0
Gauteng	0%	0%	100%	2%	1
Noord Kaap / Northern Cape	0%	0%	0%	0%	0
Oos Kaap / Eastern Cape	0%	100%	0%	2%	1
KwaZulu Natal	0%	0%	0%	0%	0
<b>Total</b>	<b>20%</b>	<b>44%</b>	<b>36%</b>	<b>100%</b>	<b>61</b>
				<b>Answered</b>	<b>61</b>
				<b>Skipped</b>	<b>65</b>



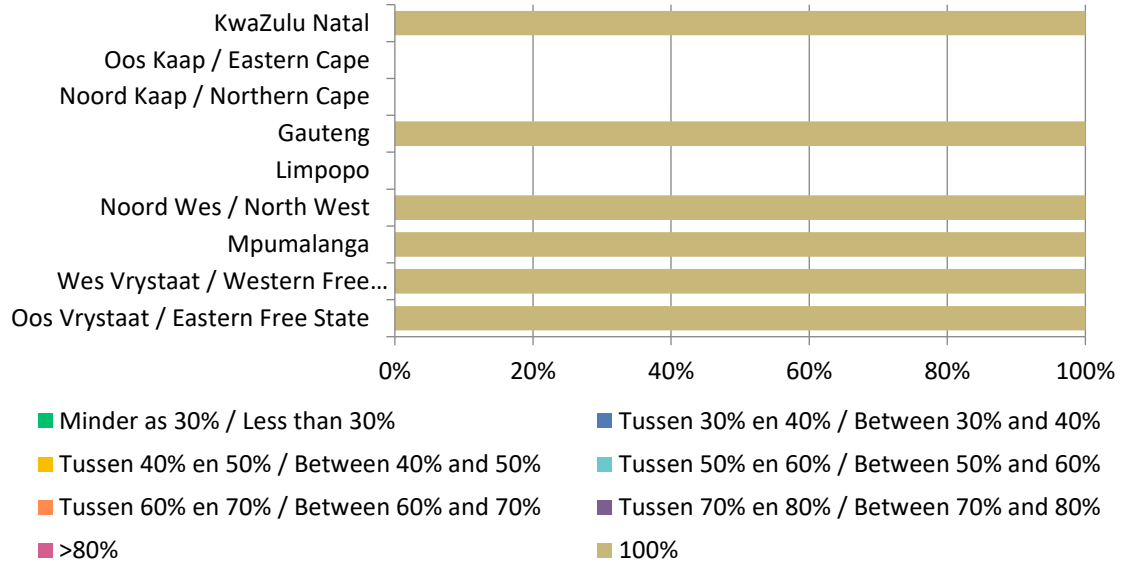
Wanneer verag u om te begin stroop: Sojabone / When do you expect to start harvesting: Soybeans



	Reeds besig / Already busy	oor 1 week	oor 2 weke / in 2 weeks	oor 3 weke / in 3 weeks	oor 4 weke en meer / in 4 weeks and more	oor 6 weke en meer / in 6 weeks and more	Total	
Oos Vrystaat / Eastern Free State	100%	0%	0%	0%	0%	0%	27%	11
Wes Vrystaat / Western Free State	100%	0%	0%	0%	0%	0%	27%	11
Mpumalanga	100%	0%	0%	0%	0%	0%	27%	11
Noord Wes / North West	100%	0%	0%	0%	0%	0%	10%	4
Limpopo	0%	0%	0%	0%	0%	0%	0%	0
Gauteng	100%	0%	0%	0%	0%	0%	7%	3
Noord Kaap / Northern Cape	0%	0%	0%	0%	0%	0%	0%	0
Oos Kaap / Eastern Cape	0%	0%	0%	0%	0%	0%	0%	0
KwaZulu Natal	100%	0%	0%	0%	0%	0%	2%	1
<b>Total</b>	<b>100%</b>	<b>0%</b>	<b>0%</b>	<b>0%</b>	<b>0%</b>	<b>0%</b>	<b>100%</b>	<b>41</b>
							<b>Answered</b>	<b>41</b>
							<b>Skipped</b>	<b>85</b>



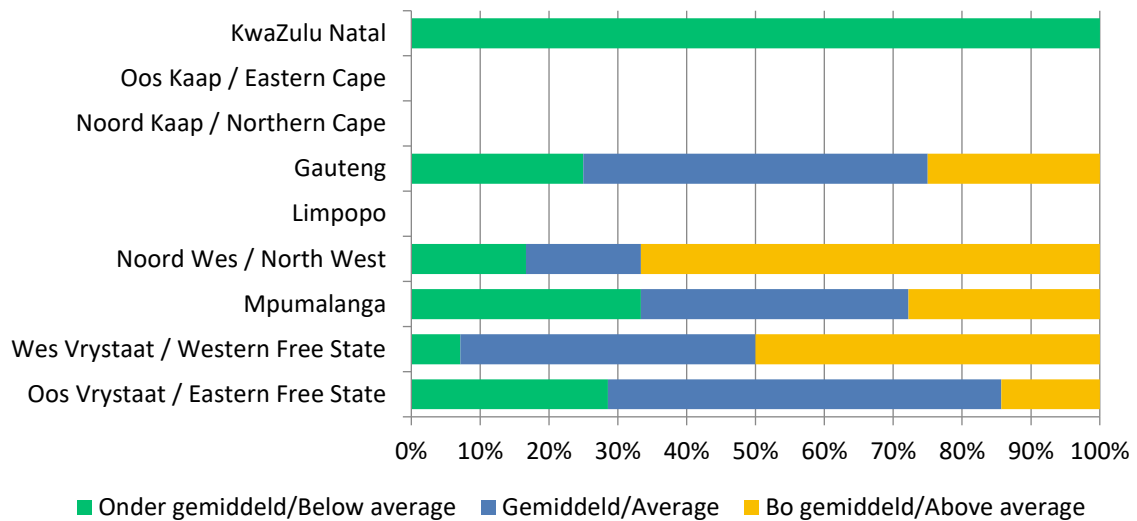
Indien u reeds sojabone begin stroop het hoeveel % van u totale oppervlakte is reeds voltooi. / If you have already started harvesting soybeans, what % of your total area have been completed.



	Minder as 30% / Less than 30%	Tussen 30% en 40% / Between 30% and 40%	Tussen 40% en 50% / Between 40% and 50%	Tussen 50% en 60% / Between 50% and 60%	Tussen 60% en 70% / Between 60% and 70%	Tussen 70% en 80% / Between 70% and 80%	>80%	100%	Total	
Oos Vrystaat / Eastern Free State	0%	0%	0%	0%	0%	0%	0%	100%	25%	14
Wes Vrystaat / Western Free State	0%	0%	0%	0%	0%	0%	0%	100%	25%	14
Mpumalanga	0%	0%	0%	0%	0%	0%	0%	100%	32%	18
Noord Wes / North West	0%	0%	0%	0%	0%	0%	0%	100%	11%	6
Limpopo	0%	0%	0%	0%	0%	0%	0%	0%	0%	0
Gauteng	0%	0%	0%	0%	0%	0%	0%	100%	7%	4
Noord Kaap / Northern Cape	0%	0%	0%	0%	0%	0%	0%	0%	0%	0
Oos Kaap / Eastern Cape	0%	0%	0%	0%	0%	0%	0%	0%	0%	0
KwaZulu Natal	0%	0%	0%	0%	0%	0%	0%	100%	2%	1
<b>Total</b>	<b>0%</b>	<b>0%</b>	<b>0%</b>	<b>0%</b>	<b>0%</b>	<b>0%</b>	<b>0%</b>	<b>100%</b>	<b>100%</b>	<b>57</b>
									Answered	57
									Skipped	69



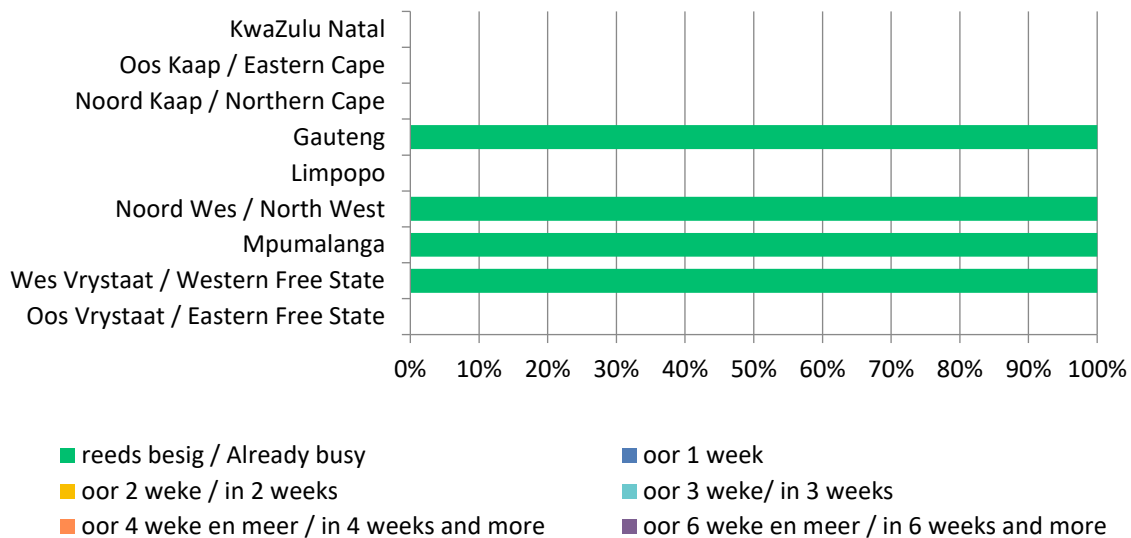
Indien u reeds sojabone begin stroop het hoe vergelyk die opbrengste tot dusver teenoor die gemiddelde opbrengs? / If you have already started harvesting soybeans, how does the yields compare to the average yield?



	Onder gemiddeld/ Below average	Gemiddeld/ Average	Bo gemiddeld/ Above average	Total	
Oos Vrystaat / Eastern Free State	29%	57%	14%	25%	14
Wes Vrystaat / Western Free State	7%	43%	50%	25%	14
Mpumalanga	33%	39%	28%	32%	18
Noord Wes / North West	17%	17%	67%	11%	6
Limpopo	0%	0%	0%	0%	0
Gauteng	25%	50%	25%	7%	4
Noord Kaap / Northern Cape	0%	0%	0%	0%	0
Oos Kaap / Eastern Cape	0%	0%	0%	0%	0
KwaZulu Natal	100%	0%	0%	2%	1
<b>Total</b>	<b>25%</b>	<b>42%</b>	<b>33%</b>	<b>100%</b>	<b>57</b>
				<b>Answered</b>	<b>57</b>
				<b>Skipped</b>	<b>69</b>



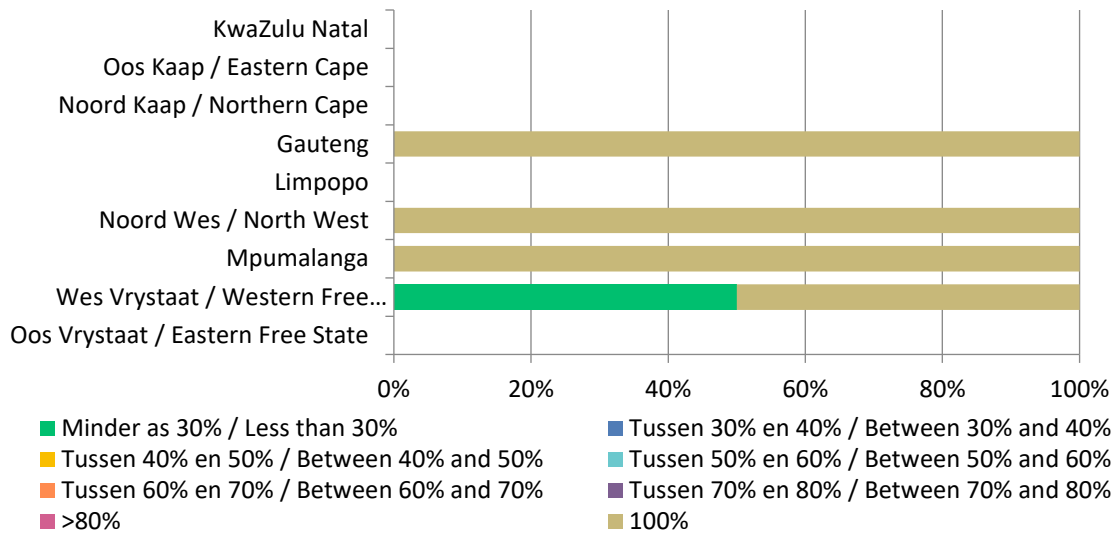
Wanneer verwag u om te begin stroop: Sorghum / When do you expect to start harvesting: Sorghum ?



	Reeds besig / Already busy	oor 1 week	oor 2 weke / in 2 weeks	oor 3 weke / in 3 weeks	oor 4 weke en meer / in 4 weeks and more	oor 6 weke en meer / in 6 weeks and more	Total	
Oos Vrystaat / Eastern Free State	0%	0%	0%	0%	0%	0%	0%	0
Wes Vrystaat / Western Free State	100%	0%	0%	0%	0%	0%	33%	2
Mpumalanga	100%	0%	0%	0%	0%	0%	33%	2
Noord Wes / North West	100%	0%	0%	0%	0%	0%	17%	1
Limpopo	0%	0%	0%	0%	0%	0%	0%	0
Gauteng	100%	0%	0%	0%	0%	0%	17%	1
Noord Kaap / Northern Cape	0%	0%	0%	0%	0%	0%	0%	0
Oos Kaap / Eastern Cape	0%	0%	0%	0%	0%	0%	0%	0
KwaZulu Natal	0%	0%	0%	0%	0%	0%	0%	0
<b>Total</b>	100%	0%	0%	0%	0%	0%	100%	6
							<b>Answered</b>	<b>6</b>
							<b>Skipped</b>	<b>120</b>



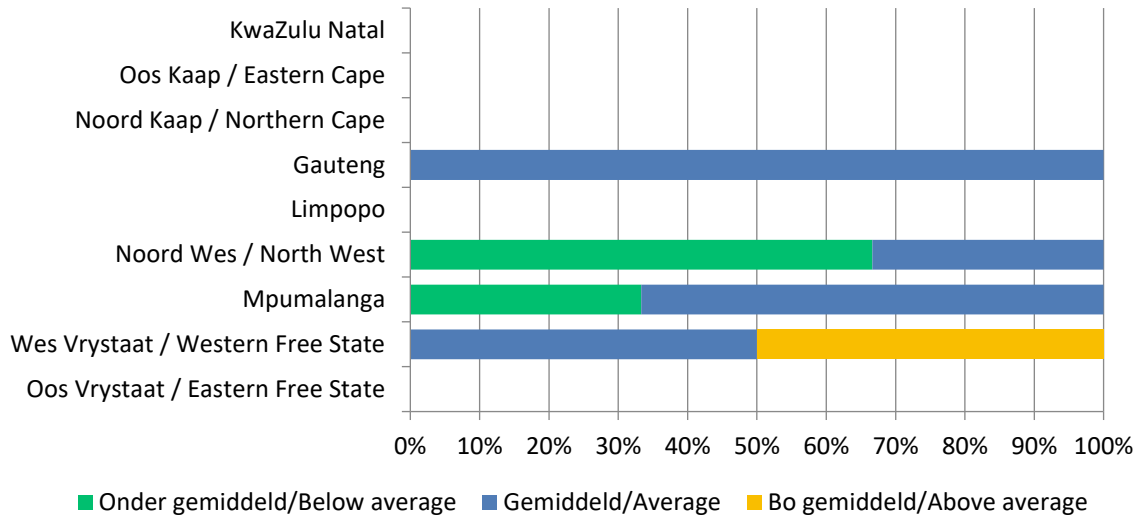
Indien u reeds sorghum begin stroop het hoeveel % van u totale oppervlakte is reeds voltooi. / If you have already started harvesting sorghum, what % of your total area have been completed.



	Minder as 30% / Less than 30%	Tussen 30% en 40% / Between 30% and 40%	Tussen 40% en 50% / Between 40% and 50%	Tussen 50% en 60% / Between 50% and 60%	Tussen 60% en 70% / Between 60% and 70%	Tussen 70% en 80% / Between 70% and 80%	>80%	100%	Total	
Oos Vrystaat / Eastern Free State	0%	0%	0%	0%	0%	0%	0%	0%	0%	0
Wes Vrystaat / Western Free State	50%	0%	0%	0%	0%	0%	0%	50%	25%	2
Mpumalanga	0%	0%	0%	0%	0%	0%	0%	100%	25%	2
Noord Wes / North West	0%	0%	0%	0%	0%	0%	0%	100%	38%	3
Limpopo	0%	0%	0%	0%	0%	0%	0%	0%	0%	0
Gauteng	0%	0%	0%	0%	0%	0%	0%	100%	13%	1
Noord Kaap / Northern Cape	0%	0%	0%	0%	0%	0%	0%	0%	0%	0
Oos Kaap / Eastern Cape	0%	0%	0%	0%	0%	0%	0%	0%	0%	0
KwaZulu Natal	0%	0%	0%	0%	0%	0%	0%	0%	0%	0
<b>Total</b>	<b>13%</b>	<b>0%</b>	<b>0%</b>	<b>0%</b>	<b>0%</b>	<b>0%</b>	<b>0%</b>	<b>88%</b>	<b>100%</b>	<b>8</b>
									Answered	8
									Skipped	118



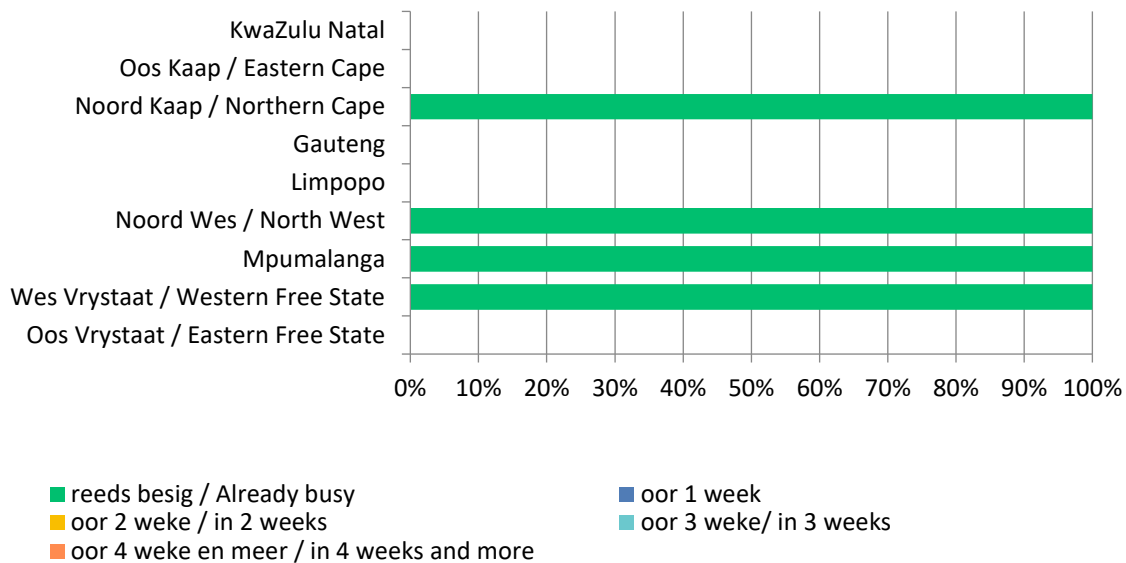
Indien u reeds sorghum begin stroop het hoe vergelyk die opbrengste tot dusver teenoor die gemiddelde opbrengs? / If you have already started harvesting sorghum, how does the yields compare to the average yield?



	Onder gemiddeld/ Below average	Gemiddeld/ Average	Bo gemiddeld/ Above average	Total	
Oos Vrystaat / Eastern Free State	0%	0%	0%	0%	0
Wes Vrystaat / Western Free State	0%	50%	50%	22%	2
Mpumalanga	33%	67%	0%	33%	3
Noord Wes / North West	67%	33%	0%	33%	3
Limpopo	0%	0%	0%	0%	0
Gauteng	0%	100%	0%	11%	1
Noord Kaap / Northern Cape	0%	0%	0%	0%	0
Oos Kaap / Eastern Cape	0%	0%	0%	0%	0
KwaZulu Natal	0%	0%	0%	0%	0
<b>Total</b>	<b>33%</b>	<b>56%</b>	<b>11%</b>	<b>100%</b>	<b>9</b>
				<b>Answered</b>	<b>9</b>
				<b>Skipped</b>	<b>117</b>



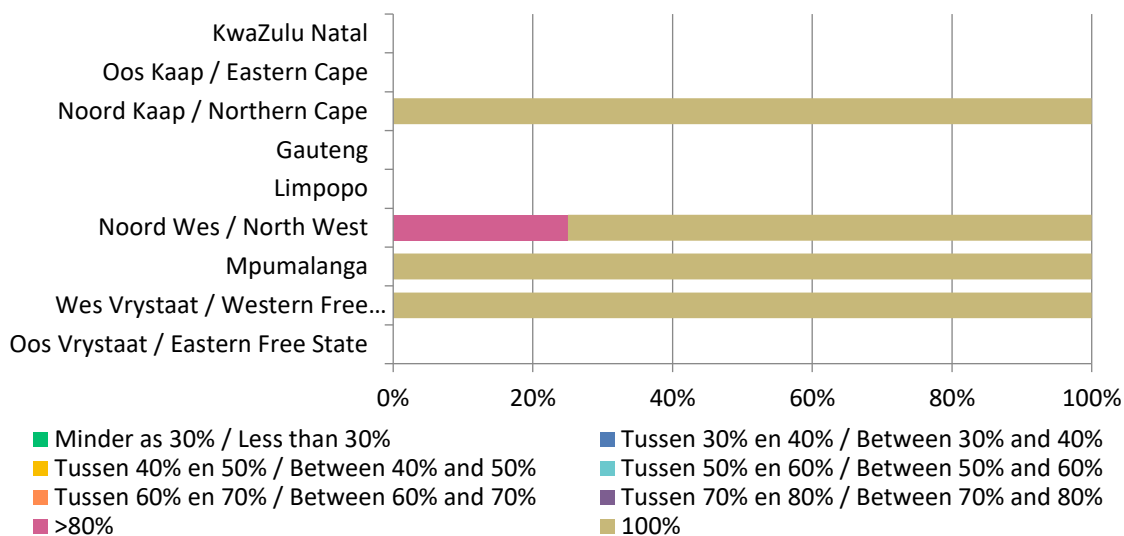
Wanneer verwag u om te begin stroop: Grondbone / When do you expect to start harvesting: Groundnuts



	reeds besig / Already busy	oor 1 week	oor 2 weke / in 2 weeks	oor 3 weke / in 3 weeks	oor 4 weke en meer / in 4 weeks and more	Total	
Oos Vrystaat / Eastern Free State	0%	0%	0%	0%	0%	0%	0
Wes Vrystaat / Western Free State	100%	0%	0%	0%	0%	44%	4
Mpumalanga	100%	0%	0%	0%	0%	11%	1
Noord Wes / North West	100%	0%	0%	0%	0%	33%	3
Limpopo	0%	0%	0%	0%	0%	0%	0
Gauteng	0%	0%	0%	0%	0%	0%	0
Noord Kaap / Northern Cape	100%	0%	0%	0%	0%	11%	1
Oos Kaap / Eastern Cape	0%	0%	0%	0%	0%	0%	0
KwaZulu Natal	0%	0%	0%	0%	0%	0%	0
<b>Total</b>	<b>100%</b>	<b>0%</b>	<b>0%</b>	<b>0%</b>	<b>0%</b>	<b>100%</b>	<b>9</b>
						<b>Answered</b>	<b>9</b>
						<b>Skipped</b>	<b>117</b>



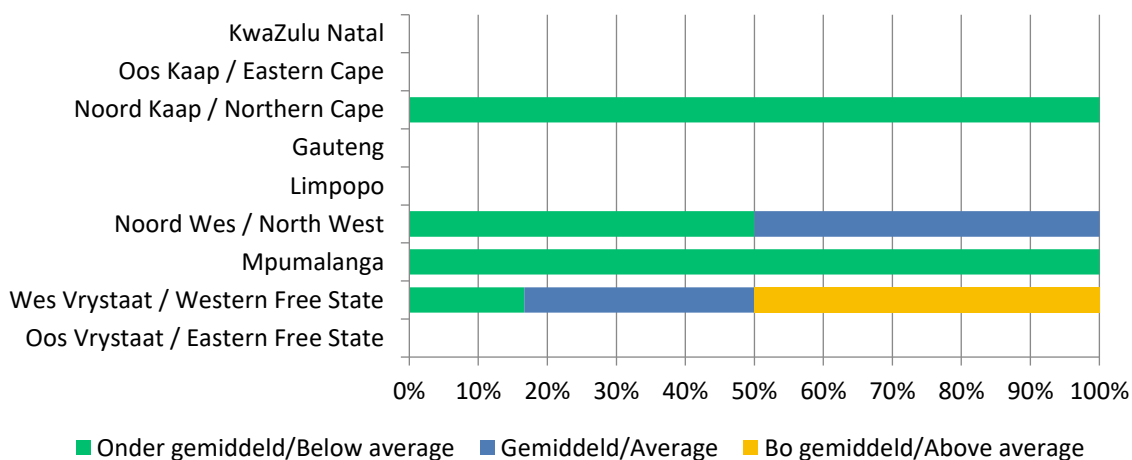
Indien u reeds grondbone begin stroop het hoeveel % van u totale oppervlakte is reeds voltooi. / If you have already started harvesting groundnuts, what % of your total area have been completed.



	Minder as 30% / Less than 30%	Tussen 30% en 40% / Between 30% and 40%	Tussen 40% en 50% / Between 40% and 50%	Tussen 50% en 60% / Between 50% and 60%	Tussen 60% en 70% / Between 60% and 70%	Tussen 70% en 80% / Between 70% and 80%	>80%	100%	Total	
Oos Vrystaat / Eastern Free State	0%	0%	0%	0%	0%	0%	0%	0%	0%	0
Wes Vrystaat / Western Free State	0%	0%	0%	0%	0%	0%	0%	100%	50%	6
Mpumalanga	0%	0%	0%	0%	0%	0%	0%	100%	8%	1
Noord Wes / North West	0%	0%	0%	0%	0%	0%	25%	75%	33%	4
Limpopo	0%	0%	0%	0%	0%	0%	0%	0%	0%	0
Gauteng	0%	0%	0%	0%	0%	0%	0%	0%	0%	0
Noord Kaap / Northern Cape	0%	0%	0%	0%	0%	0%	0%	100%	8%	1
Oos Kaap / Eastern Cape	0%	0%	0%	0%	0%	0%	0%	0%	0%	0
KwaZulu Natal	0%	0%	0%	0%	0%	0%	0%	0%	0%	0
<b>Total</b>	<b>0%</b>	<b>0%</b>	<b>0%</b>	<b>0%</b>	<b>0%</b>	<b>0%</b>	<b>8%</b>	<b>92%</b>	<b>100%</b>	<b>12</b>
									Answered	12
									Skipped	114



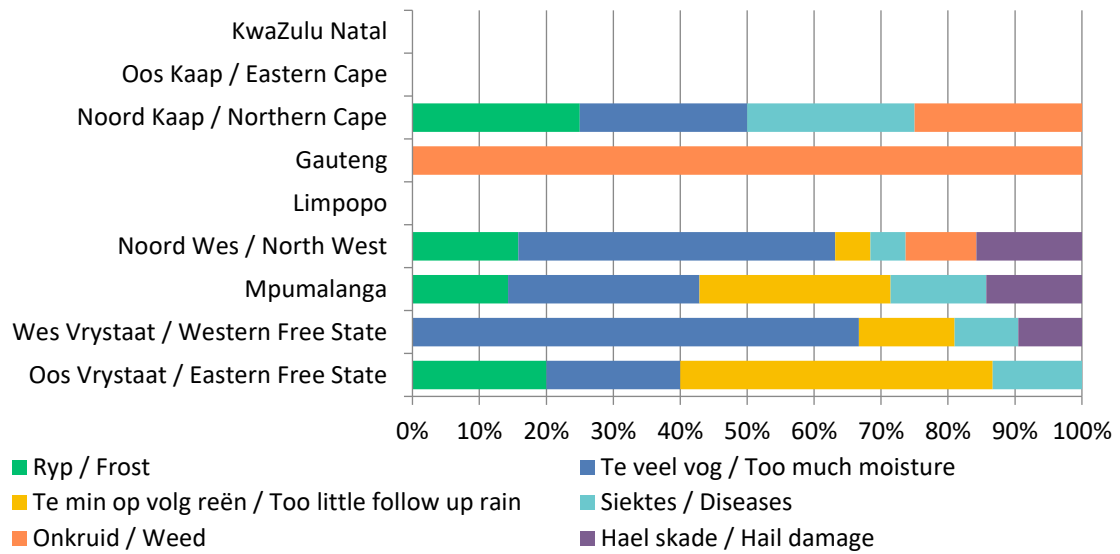
Indien u reeds grondbone begin stroop het hoe vergelyk die opbrengste tot dusver teenoor die gemiddelde opbrengs? / If you have already started harvesting groundnuts, how does the yields compare to the average yield?



	Onder gemiddeld/ Below average	Gemiddeld/ Average	Bo gemiddeld/ Above average	Total	
Oos Vrystaat / Eastern Free State	0%	0%	0%	0%	0
Wes Vrystaat / Western Free State	17%	33%	50%	50%	6
Mpumalanga	100%	0%	0%	8%	1
Noord Wes / North West	50%	50%	0%	33%	4
Limpopo	0%	0%	0%	0%	0
Gauteng	0%	0%	0%	0%	0
Noord Kaap / Northern Cape	100%	0%	0%	8%	1
Oos Kaap / Eastern Cape	0%	0%	0%	0%	0
KwaZulu Natal	0%	0%	0%	0%	0
<b>Total</b>	<b>42%</b>	<b>33%</b>	<b>25%</b>	<b>100%</b>	<b>12</b>
				<b>Answered</b>	<b>12</b>
				<b>Skipped</b>	<b>114</b>



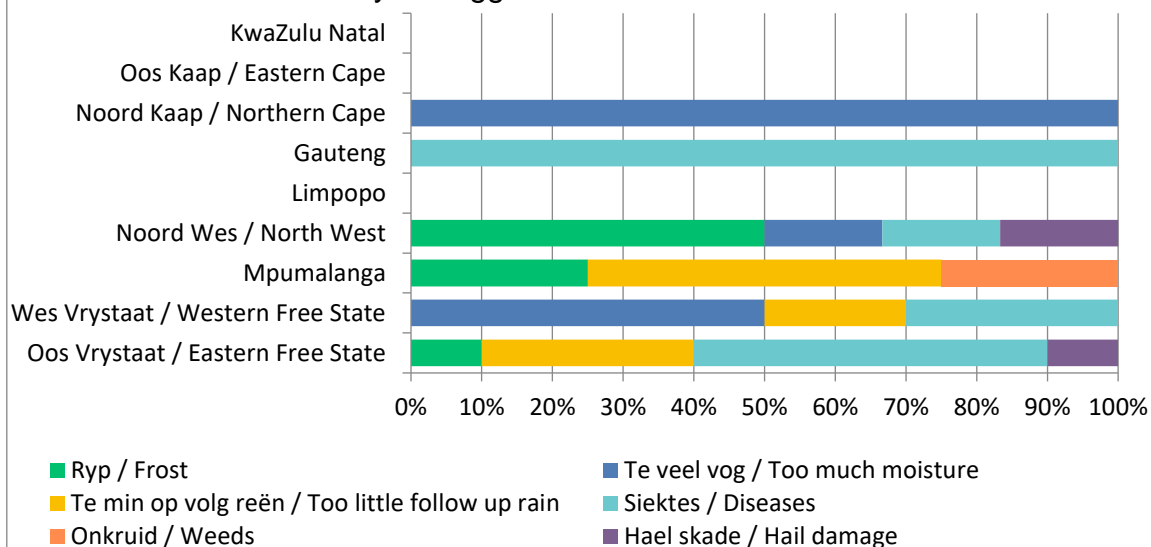
Wat is tans u grootste risiko vir grane? / What is currently your biggest risk for grain?



	Ryp / Frost	Te veel vog / Too much moisture	Te min op volg reën / Too little follow up rain	Siektes / Diseases	Onkruid / Weed	Haal skade / Hail damage	Total	
Oos Vrystaat / Eastern Free State	20%	20%	47%	13%	0%	0%	22%	15
Wes Vrystaat / Western Free State	0%	67%	14%	10%	0%	10%	31%	21
Mpumalanga	14%	29%	29%	14%	0%	14%	10%	7
Noord Wes / North West	16%	47%	5%	5%	11%	16%	28%	19
Limpopo	0%	0%	0%	0%	0%	0%	0%	0
Gauteng	0%	0%	0%	0%	100%	0%	1%	1
Noord Kaap / Northern Cape	25%	25%	0%	25%	25%	0%	6%	4
Oos Kaap / Eastern Cape	0%	0%	0%	0%	0%	0%	0%	0
KwaZulu Natal	0%	0%	0%	0%	0%	0%	0%	0
<b>Total</b>	<b>12%</b>	<b>43%</b>	<b>19%</b>	<b>10%</b>	<b>6%</b>	<b>9%</b>	<b>100%</b>	<b>67</b>
							<b>Answered</b>	<b>67</b>
							<b>Skipped</b>	<b>59</b>



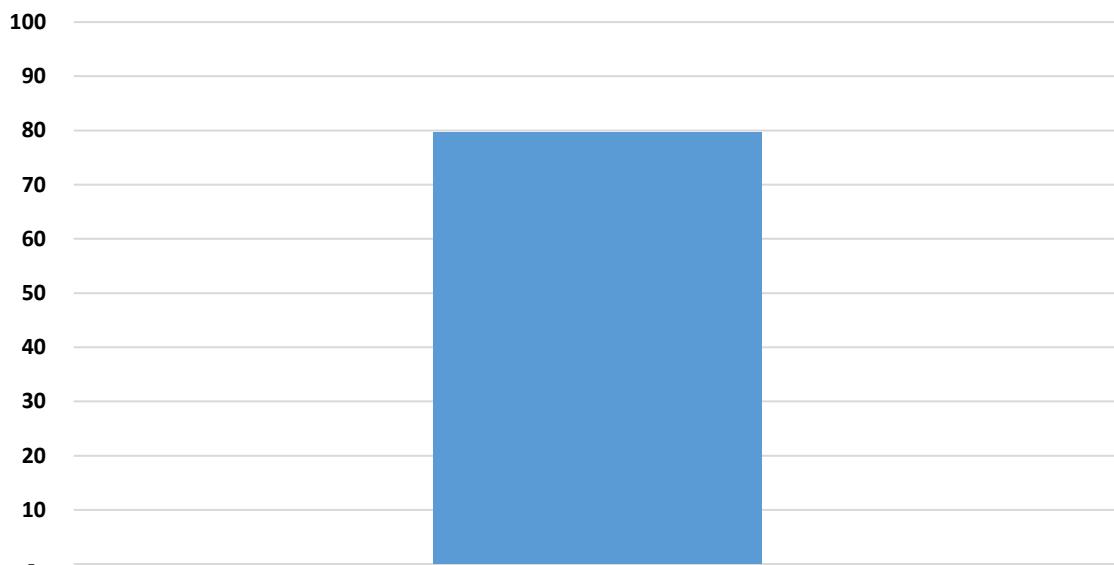
Wat is tans u grootste risiko vir oliesade? / What is currently your biggest risk for oilseeds?



	Ryp / Frost	Te veel vog / Too much moisture	Te min op volg reën / Too little follow up rain	Siektes / Diseases	Onkruid / Weed	Haal skade / Hail damage	Total	
Oos Vrystaat / Eastern Free State	10%	0%	30%	50%	0%	10%	31%	10
Wes Vrystaat / Western Free State	0%	50%	20%	30%	0%	0%	31%	10
Mpumalanga	25%	0%	50%	0%	25%	0%	13%	4
Noord Wes / North West	50%	17%	0%	17%	0%	17%	19%	6
Limpopo	0%	0%	0%	0%	0%	0%	0%	0
Gauteng	0%	0%	0%	100%	0%	0%	3%	1
Noord Kaap / Northern Cape	0%	100%	0%	0%	0%	0%	3%	1
Oos Kaap / Eastern Cape	0%	0%	0%	0%	0%	0%	0%	0
KwaZulu Natal	0%	0%	0%	0%	0%	0%	0%	0
<b>Total</b>	<b>16%</b>	<b>22%</b>	<b>22%</b>	<b>31%</b>	<b>3%</b>	<b>6%</b>	<b>100%</b>	<b>32</b>
							<b>Answered</b>	<b>32</b>
							<b>Skipped</b>	<b>94</b>



Hoe belangrik ag u die plaaslike hoederbedryf in die plaaslike graanbedryf (0-baie laag, 100-baie hoog) / How important do you consider the local poultry industry in the local grain industry (0 - very low, 100 - very high)



Answer Choices	Average Number	Responses	
Average number	80	100%	106
		Answered	106
		Skipped	22

