

# Fertilizer/Agro-chemical report Kunsmis/ Landbou-chemiese verslag



**Updated: November 2021**

(Used International prices for October)

**Opgedateer: November 2021**

(Gebruik Internasionale pryse vir Oktober)

**Disclaimer:** *The information herein has been obtained from various sources, the accuracy and/or completeness of which Grain SA does not guarantee and for which Grain SA accepts no liability. Any prices or levels contained herein are preliminary and indicative only and do not represent bids or offers. These indications are provided solely for your information and consideration.*



# **Chemical Prices/Chemikalieë Pryse**

# Onkruidodders/Herbicides

Internasionale onkruidodder pryse – Jaar-op-jaar veranderinge (\$/t)/ International herbicide prices - Year to Year change (\$/t)			
	October-20	October-21	% change
	USD/t	USD/t	
Glyphosate (95%)	4 034	11 830	193,3
Acetochlor (92%)	2 853	6 637	132,6
Atrazine (97%)	2 581	4 230	63,9
Metolachlor (97%)	3 312	5 734	73,1
Trifluralin (95%)	6 521	6 843	4,9
<b>R/\$</b>	<b>16,45</b>	<b>14,84</b>	<b>-9,8</b>

Internasionale onkruidodder pryse – Jaar-op-jaar veranderinge (R/t)/ International herbicide prices - Year to Year change (R/t)			
	October-20	October-21	% change
	R/t	R/t	
Glyphosate (95%)	66 357	175 556	164,6
Acetochlor (92%)	46 933	98 490	109,9
Atrazine (97%)	42 450	62 769	47,9
Metolachlor (97%)	54 484	85 087	56,2
Trifluralin (95%)	107 272	101 555	-5,3

# Onkruidodders/Herbicides

International herbicide prices - Month to month change (\$/t)			
	September-21	October-21	% change
	USD/t	USD/t	
Glyphosate (95%)	8 653	11 830	36,7
Acetochlor (92%)	4 374	6 637	51,7
Atrazine (97%)	3 790	4 230	11,6
Metolachlor (97%)	4 975	5 734	15,2
Trifluralin (95%)	6 835	6 843	0,1
<b>R/\$</b>	<b>14,59</b>	<b>14,84</b>	<b>1,7</b>

International herbicide prices - Month to Month change (R/t)			
	September-21	October-21	% change
	R/t	R/t	
Glyphosate (95%)	126 248	175 556	39,1
Acetochlor (92%)	63 813	98 490	54,3
Atrazine (97%)	55 291	62 769	13,5
Metolachlor (97%)	72 587	85 087	17,2
Trifluralin (95%)	99 726	101 555	1,8

# Insekdoders/Insecticides

Internasionale insekdoders pryse - Jaar-op-jaar veranderinge (\$/t)/ International insecticide prices - Year to Year change (\$/t)			
	October-20	October-21	% change
	USD/t	USD/t	%
Imidacloprid (95%)	13 066	31 248	139,2
Lambda-cyhalothrin (95%)	23 678	43 724	84,7
Carbofuran (99%)	14 787	17 475	18,2
Deltamethrin (98%)	81 791	86 558	5,8
Acetamiprid (95%)	14 501	30 014	107,0
Chlorpyrifos (95%)	5 894	8 443	43,2
Cypermethrin (94%)	13 439	13 958	3,9
<b>R/\$</b>	<b>16,45</b>	<b>14,84</b>	<b>-9,8</b>

# Insekdoders/Insecticides

Internasionale insekdoders pryse - Jaar-op-jaar veranderinge (R/t)/ International insecticide prices - Year to Year change (R/t)			
	October-20	October-21	% change
	R/t	R/t	%
Imidacloprid (95%)	214 937	463 725	115,7
Lambda-cyhalothrin (95%)	389 507	648 867	66,6
Carbofuran (99%)	243 253	259 328	6,6
Deltamethrin (98%)	1 345 465	1 284 526	-4,5
Acetamiprid (95%)	238 534	445 407	86,7
Chlorpyrifos (95%)	96 957	125 297	29,2
Cypermethrin (94%)	221 076	207 139	-6,3

# Insekdoders/Insecticides

Internasionale insekdoders pryse - Maand-op-maand veranderinge (\$/t)/ International insecticide prices – Month to Month change (\$/t)			
	September-21	October-21	% change
	USD/t	USD/t	
Imidacloprid (95%)	23 093	31 248	35,3
Lambda-cyhalothrin (95%)	26 994	43 724	62,0
Carbofuran (99%)	15 951	17 475	9,6
Deltamethrin (98%)	86 457	86 558	0,1
Acetamiprid (95%)	18 732	30 014	60,2
Chlorpyrifos (95%)	6 028	8 443	40,1
Cypermethrin (94%)	13 217	13 958	5,6
<b>R/\$</b>	<b>14,59</b>	<b>14,84</b>	<b>1,7</b>

# Insekdoders/Insecticides

Internasionale insekdoders pryse - Maand-op-maand veranderinge (\$/t)/ International insecticide prices –Month to Month change (R/t)			
	September-21	October-21	% change
	R/t	R/t	
Imidacloprid (95%)	336 921	463 725	37,6
Lambda-cyhalothrin (95%)	393 848	648 867	64,8
Carbofuran (99%)	232 723	259 328	11,4
Deltamethrin (98%)	1 261 403	1 284 526	1,8
Acetamiprid (95%)	273 305	445 407	63,0
Chlorpyrifos (95%)	87 943	125 297	42,5
Cypermethrin (94%)	192 830	207 139	7,4





## Highlights in the Agrochemical sector

- Supply chain disruptions and material shortages continue to fuel speculation about a herbicide shortage for the 2022 agriculture growing season. Glyphosate (Roundup) and glufosinate (Liberty) are the two main active ingredients that potentially may be in short supply for the next growing season.
- Flooding, COVID-19 outbreaks and congested ports disrupted production and exports in China for months, which resulted in chemical manufacturers rationing supply.
- Even if there will not be a widespread shortage, farmers will likely encounter higher chemical prices resulting in major challenges for maize and soybean production.



# **Fertilizer Prices/Kunsmis Pryse**

# International Fertilizer Prices/Internationale Kunsmispryse (Dollar Terms/ Dollar Waarde)

Year on year change	October-20	October-21	% change
Kunsmis/Fertilizer	Dollar/ton	Dollar/ton	%
Ammonia (Middle East)	245	599	144,5
Urea (46) (Eastern Europe)	263	709	169,6
DAP (USA Gulf)	353	689	95,2
KCL (CIS)	202	572	183,2
<b>Rand/Dollar exchange rate</b>	<b>16,45</b>	<b>14,84</b>	<b>-9,8</b>

**Gemiddelde Internasionale kunsmispryse  
(Rand waarde)/ Average International fertilizer prices (Rand terms)**

<b>Year on year change</b>	<b>October-20</b>	<b>October -21</b>	<b>% change</b>
<b>Kunsmis/Fertilizer</b>	<b>Rand/ton</b>	<b>Rand/ton</b>	<b>%</b>
Ammonia (Middle East)	4030	8889	120,6
Urea (46) (Eastern Europe)	4326	10522	143,2
DAP (USA Gulf)	5807	10225	76,1
KCL (CIS)	3323	8488	155,5

**Local Fertilizer Prices/ Plaaslike Kunsmispryse (Rand Terms/Rand Waarde)**

<b>Year on year change</b>	<b>November-20</b>	<b>November-21</b>	<b>% change</b>
<b>Kunsmis/Fertilizer</b>	<b>Rand/ton</b>	<b>Rand/ton</b>	<b>%</b>
KAN (28)	6248	13367	113,9
Ureum (46)	7062	16220	129,7
MAP	9499	16318	71,8
Kaliumchloried	6632	14920	125,0

# International Fertilizer Prices/Internationale Kunsmispryse (Dollar Terms/ Dollar Waarde)

Month to month change	September-21	October-21	% Change
<b>Kunsmis/Fertilizer</b>	<b>Dollar/ton</b>	<b>Dollar/ton</b>	<b>%</b>
Ammonia (Middle East)	587	599	2,0
Urea (46) (Eastern Europe)	490	709	44,7
DAP (USA Gulf)	673	689	2,4
KCL (CIS)	533	572	7,3
<b>Rand/Dollar exchange rate</b>	<b>14,59</b>	<b>14,84</b>	<b>1,7</b>

## Gemiddelde Internasionale kunsmispryse (Rand waarde)/Average International fertilizer prices (Rand terms)

Month to month change	September-21	October-21	% Change
Kunsmis/Fertiliser	Rand/ton	Rand/ton	%
Ammonia (Middle East)	8564	8889	3,8
Urea (46) (Eastern Europe)	7149	10522	47,2
DAP (USA Gulf)	9819	10225	4,1
KCL (CIS)	7776	8488	9,2

## Local Fertilizer Prices/ Plaaslike Kunsmispryse (Rand Terms/Rand Waarde)

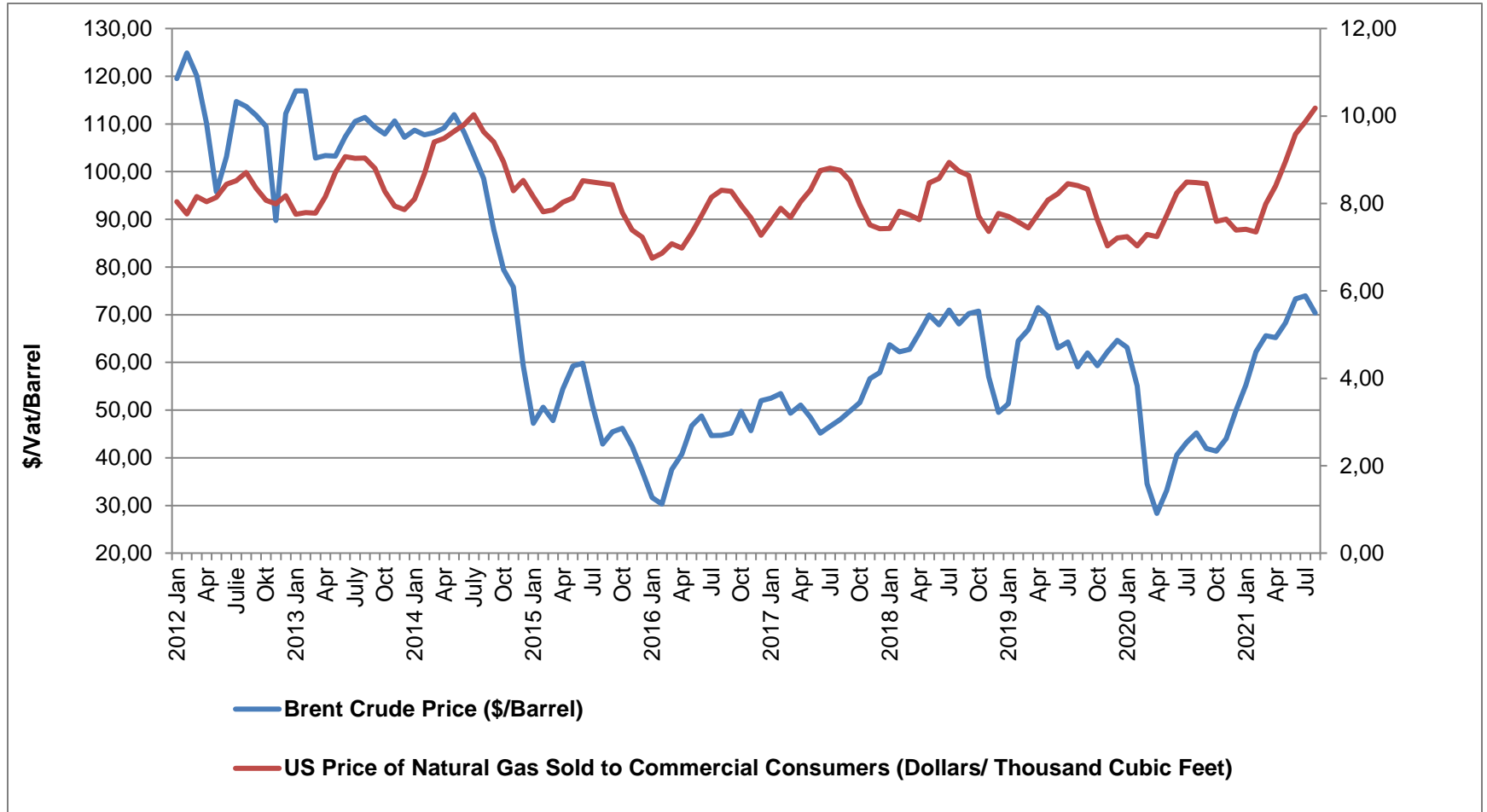
Month to month change	October-21	November-21	% Change
Kunsmis/Fertiliser	Rand/ton	Rand/ton	%
LAN (28)	8715	13367	53,4
Urea (46)	13878	16220	16,9
MAP	15286	16318	6,8
KCL	13190	14920	13,1

## Highlights in the fertiliser market

- Hurricane Ida tore through the Louisiana and Texas coastline, halting nitrogen production in the area and halting barge transit on the Mississippi River. While already a strong year for potash and phosphate prices given earlier developments, the disruption caused by the hurricane caused all fertilizer prices to skyrocket on strained logistics and reduced supplies, which sustained at least to some degree for the rest of the month.
- Considering tighter supplies expected to come from China's step backward from the market, phosphate prices also appear to remain firm through the rest of the year. The international phosphate market is wrestling with a similar issue as urea with the reduction of Chinese exports expected to put a strain on global supplies.
- Firmer global ammonia outside the U.S. and rising natural gas costs as the Northern Hemisphere enters winter have also had an outsized influence on prices, especially in Europe.

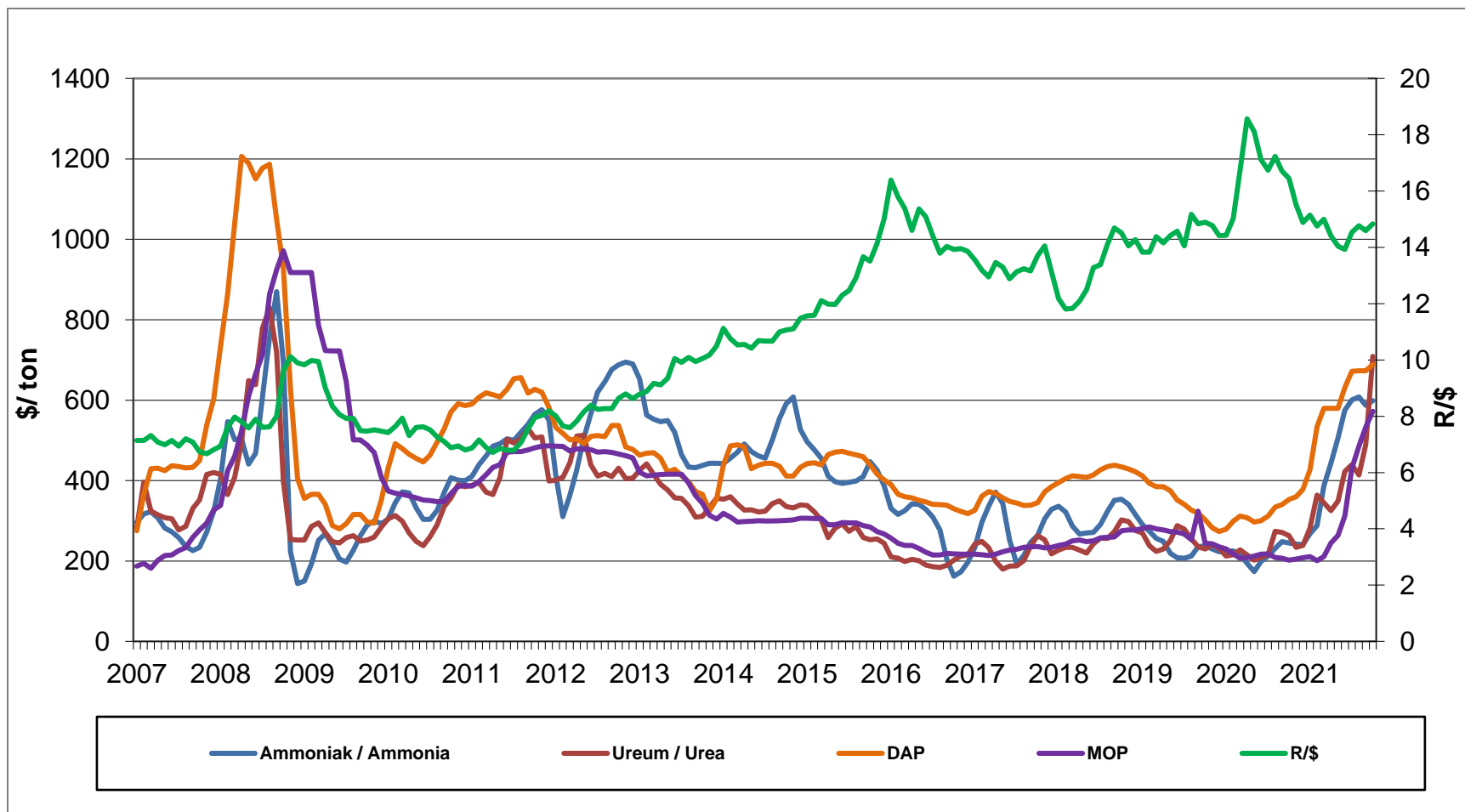


# Brent Ru-olieprys en Natuurlike gas pryse / Brent crude oil and Natural gas



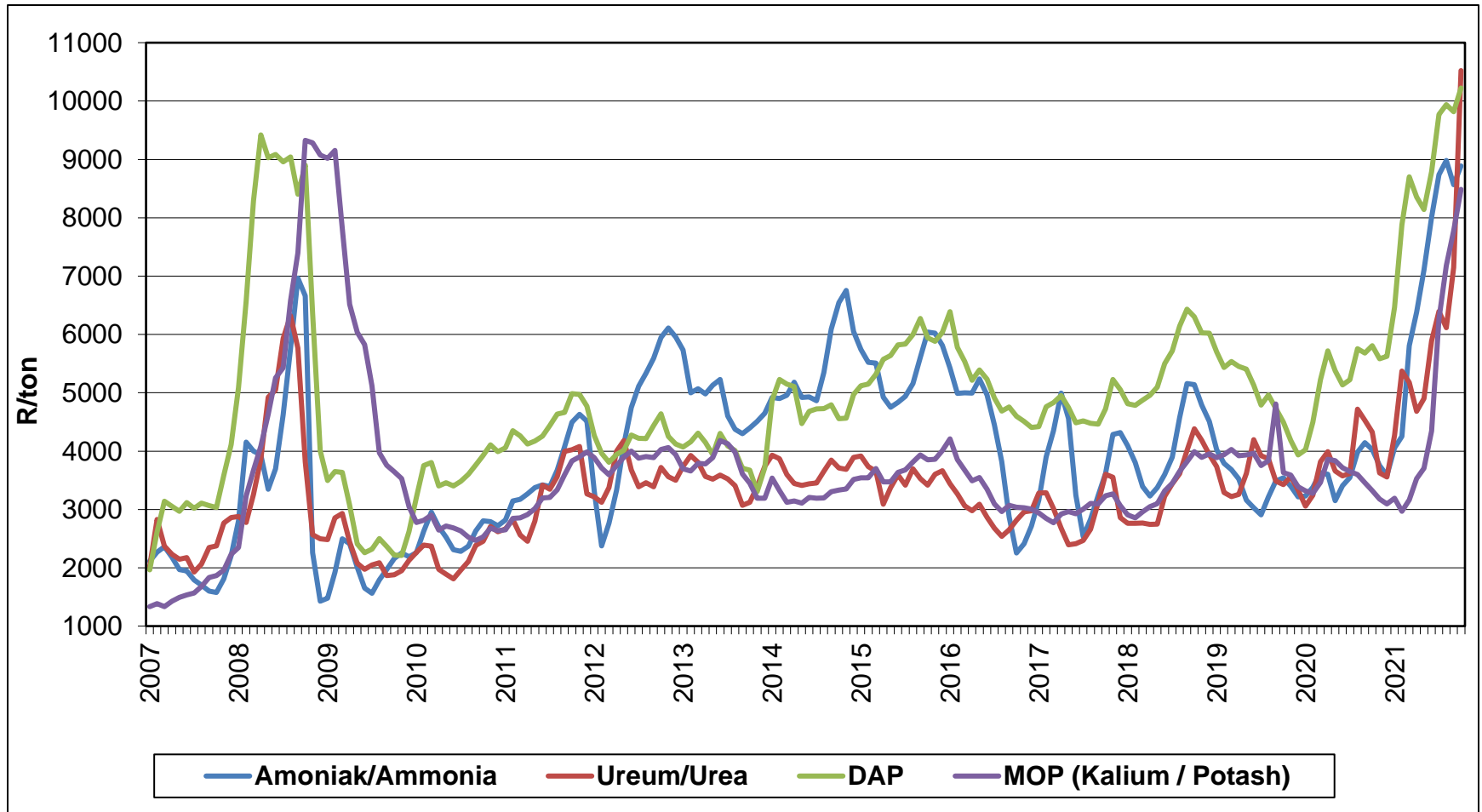


# International Fertilizer Prices/ Internasionale Kunsmispryse





# International Fertilizer Prices/ Internasionale Kunsmispryse



# Local Fertilizer prices/ Plaaslike Kunsmispryse

