

Fertilizer/Agro-chemical report Kunsmis/ Landbou-chemiese verslag



Updated: December 2021

(Used International prices for November)

Opgedateer: Desember 2021

(Gebruik Internasionale pryse vir November)

Disclaimer: *The information herein has been obtained from various sources, the accuracy and/or completeness of which Grain SA does not guarantee and for which Grain SA accepts no liability. Any prices or levels contained herein are preliminary and indicative only and do not represent bids or offers. These indications are provided solely for your information and consideration.*



Chemical Prices/Chemikalieë Pryse

Onkruidodders/Herbicides

Internasionale onkruidodder pryse – Jaar-op-jaar veranderinge (\$/t)/ International herbicide prices - Year to Year change (\$/t)			
	November-20	November-21	% change
	USD/t	USD/t	
Glyphosate (95%)	4 031	13 376	+231,8
Acetochlor (92%)	3 207	7 740	+141,4
Atrazine (97%)	2 610	6 010	+130,3
Metolachlor (97%)	3 639	7 740	+112,7
Trifluralin (95%)	6 594	6 887	+4,5
R/\$	15,51	15,54	0,2

Internasionale onkruidodder pryse – Jaar-op-jaar veranderinge (R/t)/ International herbicide prices - Year to Year change (R/t)			
	November-20	November-21	% change
	R/t	R/t	
Glyphosate (95%)	62 526	207 855	+232,4
Acetochlor (92%)	49 734	120 278	+141,8
Atrazine (97%)	40 481	93 402	+130,7
Metolachlor (97%)	56 441	120 278	+113,1
Trifluralin (95%)	102 268	107 028	+4,7

Onkruidodders/Herbicides

International herbicide prices - Month to month change (\$/t)			
	October-21	November-21	% change
	USD/t	USD/t	
Glyphosate (95%)	11 830	13 376	+13,1
Acetochlor (92%)	6 637	7 740	+16,6
Atrazine (97%)	4 230	6 010	+42,1
Metolachlor (97%)	5 734	7 740	+35,0
Trifluralin (95%)	6 843	6 887	+0,6
R/\$	14,84	15,54	4,7

International herbicide prices - Month to Month change (R/t)			
	October-21	November-21	% change
	R/t	R/t	
Glyphosate (95%)	175 556	207 855	+18,4
Acetochlor (92%)	98 490	120 278	+22,1
Atrazine (97%)	62 769	93 402	+48,8
Metolachlor (97%)	85 087	120 278	+41,4
Trifluralin (95%)	101 555	107 028	+5,4

Insekdoders/Insecticides

Internasionale insekdoders pryse - Jaar-op-jaar veranderinge (\$/t)/ International insecticide prices - Year to Year change (\$/t)			
	November-20	November-21	% change
	USD/t	USD/t	%
Imidacloprid (95%)	13 211	37 281	+182,2
Lambda-cyhalothrin (95%)	23 802	41 813	+75,7
Carbofuran (99%)	15 387	17 587	+14,3
Deltamethrin (98%)	84 800	93 690	+10,5
Acetamiprid (95%)	14 501	35 766	+146,7
Chlorpyrifos (95%)	5 858	8 800	+50,2
Cypermethrin (94%)	13 169	14 486	+10,0
R/\$	15,51	15,54	0,2

Insekdoders/Insecticides

Internasionale insekdoders pryse - Jaar-op-jaar veranderinge (R/t)/ International insecticide prices - Year to Year change (R/t)			
	November-20	November-21	% change
	R/t	R/t	%
Imidacloprid (95%)	204 910	579 353	+182,7
Lambda-cyhalothrin (95%)	369 166	649 772	+76,0
Carbofuran (99%)	238 653	273 303	+14,5
Deltamethrin (98%)	1 315 244	1 455 941	+10,7
Acetamiprid (95%)	224 903	555 811	+147,1
Chlorpyrifos (95%)	90 859	136 757	+50,5
Cypermethrin (94%)	204 253	225 114	+10,2

Insekdoders/Insecticides

Internasionale insekdoders pryse - Maand-op-maand veranderinge (\$/t)/ International insecticide prices – Month to Month change (\$/t)			
	October-21	November-21	% change
	USD/t	USD/t	
Imidacloprid (95%)	31 248	37 281	+19,3
Lambda-cyhalothrin (95%)	43 724	41 813	-4,4
Carbofuran (99%)	17 475	17 587	+0,6
Deltamethrin (98%)	86 558	93 690	+8,2
Acetamiprid (95%)	30 014	35 766	+19,2
Chlorpyrifos (95%)	8 443	8 800	+4,2
Cypermethrin (94%)	13 958	14 486	+3,8
R/\$	14,84	15,54	4,7

Insekdoders/Insecticides

Internasionale insekdoders pryse - Maand-op-maand veranderinge (\$/t)/ International insecticide prices –Month to Month change (R/t)			
	October-21	November-21	% change
	R/t	R/t	
Imidacloprid (95%)	463 725	579 353	+24,9
Lambda-cyhalothrin (95%)	648 867	649 772	+0,1
Carbofuran (99%)	259 328	273 303	+5,4
Deltamethrin (98%)	1 284 526	1 455 941	+13,3
Acetamiprid (95%)	445 407	555 811	+24,8
Chlorpyrifos (95%)	125 297	136 757	+9,1
Cypermethrin (94%)	207 139	225 114	+8,7



Highlights in the Agrochemical sector

- China's double control policy on manufacturing plants for energy conservation continues to impact China's agrochemical supply to the global market, which is the key reason for production suspension in different provinces. It seems clear the Double Control policy has already been affecting the downstream production of key agrochemicals, and raw materials could continue to fall if lower production rates persist. According to many agrochemical manufacturers in China, the 50% capacity guarantee in Q4 2021 and Q1 2022 would be the best result for business maintenance. Like other fine chemical production, agrochemical manufacturing needs continuous production management. The suspension of production and shortage of electricity supply would bring higher risk on safety control and inventories in the coming six months. Moreover, there are other factors to block the production. The limited availability of key intermediates hampers capacity of operation.
- The double control policy provides a clear alert level of energy consumption intensity reduction and amount reduction. In accordance with China's Paris Agreement pledge, the policy presents a key step for China moving toward the carbon neutrality target. There is strict control of electricity supply under the double control policy..



Fertilizer Prices/Kunsmis Pryse

International Fertilizer Prices/Internationale Kunsmispryse (Dollar Terms/ Dollar Waarde)

Year on year change	November-20	November-21	% change
Kunsmis/Fertilizer	Dollar/ton	Dollar/ton	%
Ammonia (Middle East)	242	713	+194,6
Urea (46) (Eastern Europe)	234	841	+259,4
DAP (USA Gulf)	360	758	+110,6
KCL (CIS)	205	596	+190,7
Rand/Dollar exchange rate	15,51	15,54	0,2

Gemiddelde Internasionale kunsmispryse (Rand waarde)/ Average International fertilizer prices (Rand terms)

Year on year change	November-20	November -21	% change
Kunsmis/Fertilizer	Rand/ton	Rand/ton	%
Ammonia (Middle East)	3753	11080	+195,2
Urea (46) (Eastern Europe)	3629	13069	+260,1
DAP (USA Gulf)	5584	11779	+111,0
KCL (CIS)	3180	9262	+191,3

Local Fertilizer Prices/ Plaaslike Kunsmispryse (Rand Terms/Rand Waarde)

Year on year change	December-20	December-21	% change
Kunsmis/Fertilizer	Rand/ton	Rand/ton	%
KAN (28)	6377	14896	+133,6
Ureum (46)	7106	17722	+149,4
MAP	9508	17764	+86,8
Kaliumchloried	6648	14668	+120,6

International Fertilizer Prices/Internationale Kunsmispryse (Dollar Terms/ Dollar Waarde)

Month to month change	October-21	November-21	% Change
Kunsmis/Fertilizer	Dollar/ton	Dollar/ton	%
Ammonia (Middle East)	599	713	+19,0
Urea (46) (Eastern Europe)	709	841	+18,6
DAP (USA Gulf)	689	758	+10,0
KCL (CIS)	572	596	+4,2
Rand/Dollar exchange rate	14,84	15,54	4,7

Gemiddelde Internasionale kunsmispryse (Rand waarde)/Average International fertilizer prices (Rand terms)

Month to month change	October-21	November-21	% Change
Kunsmis/Fertiliser	Rand/ton	Rand/ton	%
Ammonia (Middle East)	8889	11080	+24,6
Urea (46) (Eastern Europe)	10522	13069	+24,2
DAP (USA Gulf)	10225	11779	+15,2
KCL (CIS)	8488	9262	+9,1

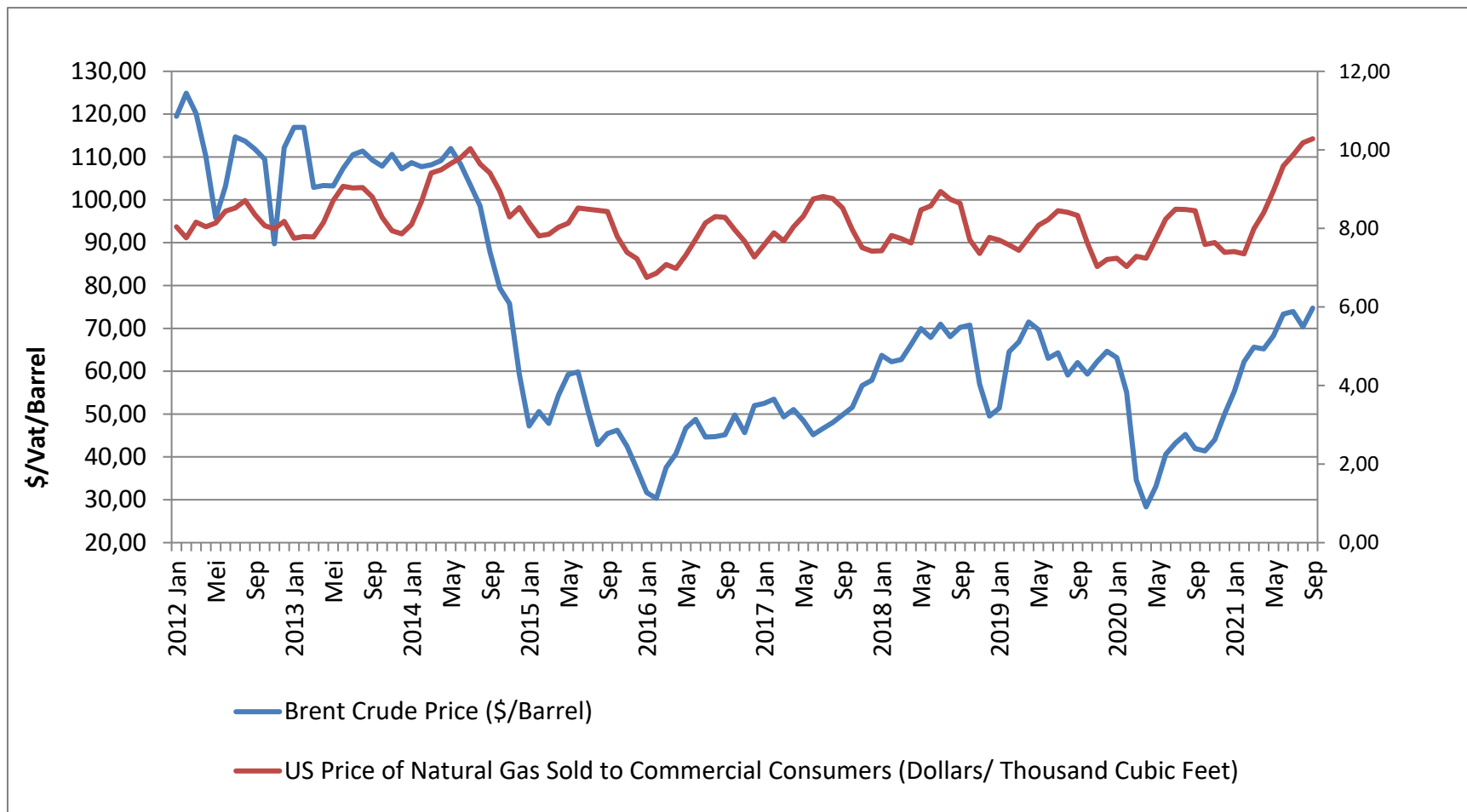
Local Fertilizer Prices/ Plaaslike Kunsmispryse (Rand Terms/Rand Waarde)

Month to month change	November-21	December-21	% Change
Kunsmis/Fertiliser	Rand/ton	Rand/ton	%
LAN (28)	13367	14896	+11,4
Urea (46)	16220	17722	+9,3
MAP	16318	17764	+8,9
KCL	14920	14668	-1,7

Highlights in the fertiliser market

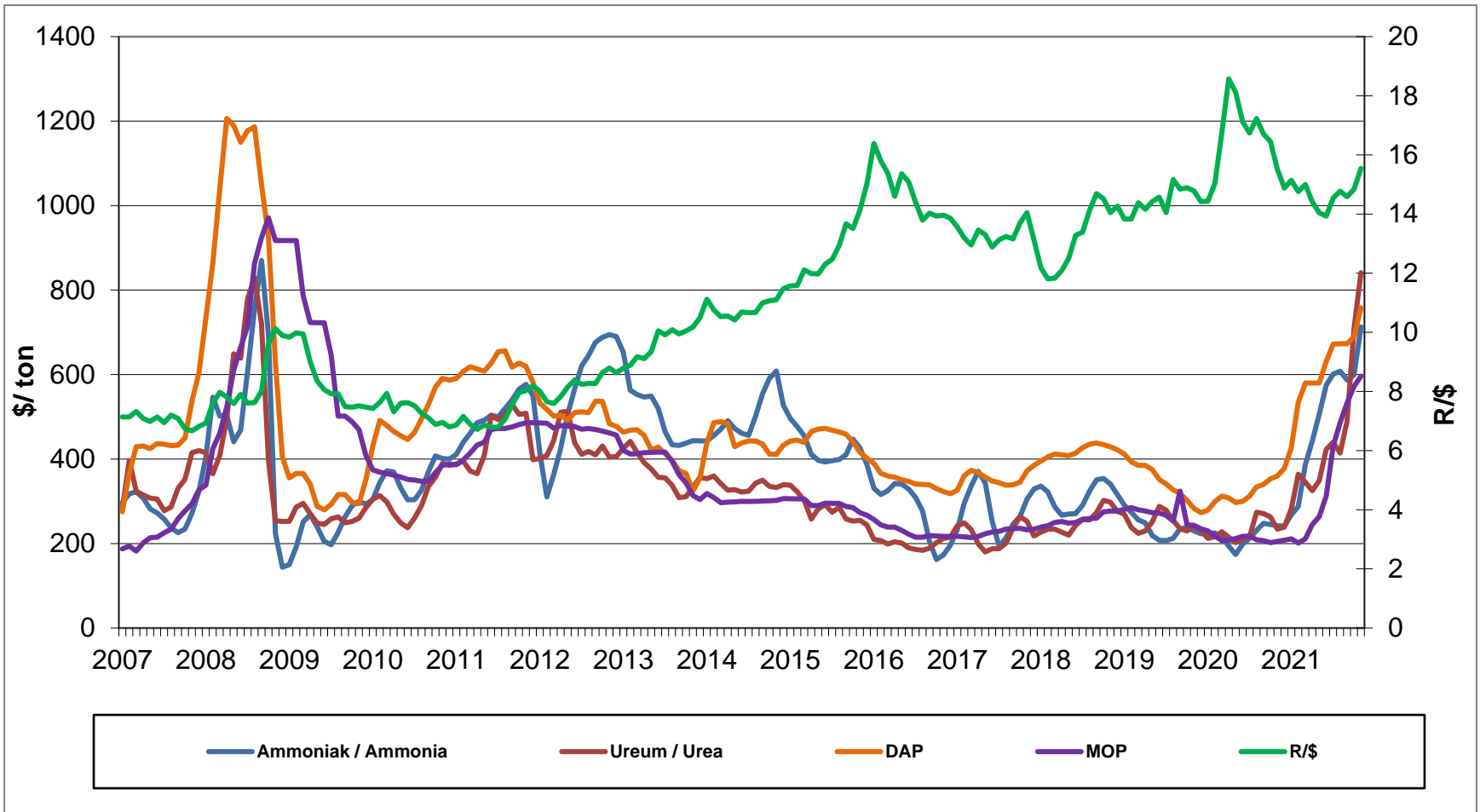
- The biggest contribution to higher fertilizer prices remains supply shortages abroad, coupled with high international demand, pushing up fertilizer prices higher.
- For the near future, up to and including January 2022, there are no positive prospects for a reduction in fertilizer prices. Oil price levels are expected to fall in January 2022 with natural gas short on its heels in February. These are the first positive prospects. This reduction in oil and natural gas prices will result in a reduction in fertilizer price levels, but only from January 2022 and perhaps only later.

Brent Ru-olieprys en Natuurlike gas pryse / Brent crude oil and Natural gas



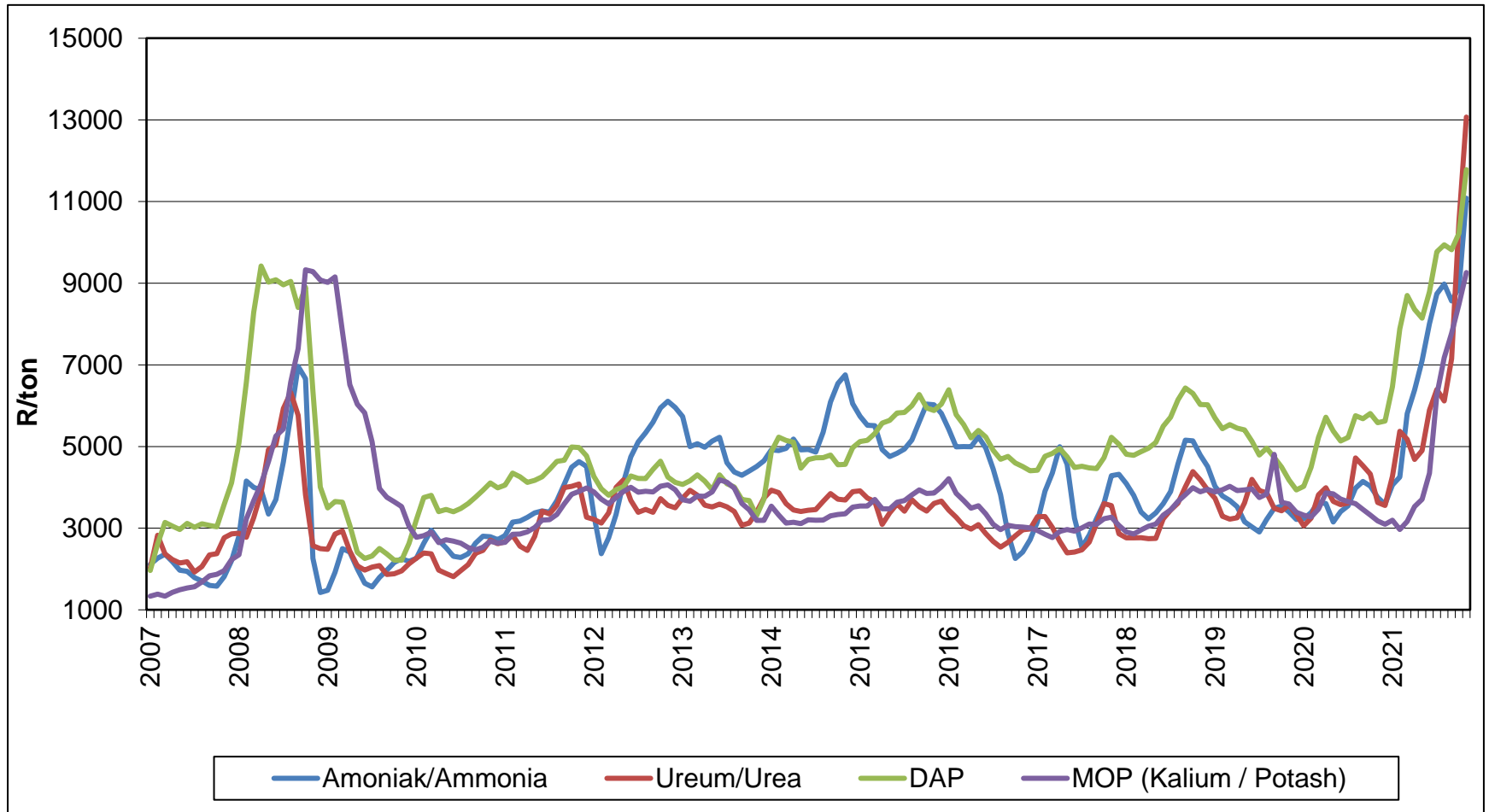


International Fertilizer Prices/ Internasionale Kunsmispryse





International Fertilizer Prices/ Internasionale Kunsmispryse



Local Fertilizer prices/ Plaaslike Kunsmispryse

