

***Maandelikse Insetprysmoniterings  
Verslag / Monthly Input price monitoring  
Report***

**Updated: April 2024**

(Used International prices for March)

**Opgedateer: April 2024**

(Gebruik Internasionale pryse vir Maart)

***Disclaimer:*** The information herein has been obtained from various sources, the accuracy and/or completeness of which Grain SA does not guarantee and for which Grain SA accepts no liability. Any prices or levels contained herein are preliminary and indicative only and do not represent bids or offers. These indications are provided solely for your information and consideration.

# Chemical Prices/Chemikalieë Pryse



**REPORTED EX CHINA**

**[GRAANSA.CO.ZA](http://GRAANSA.CO.ZA)**

# Onkruidodders/Herbicides

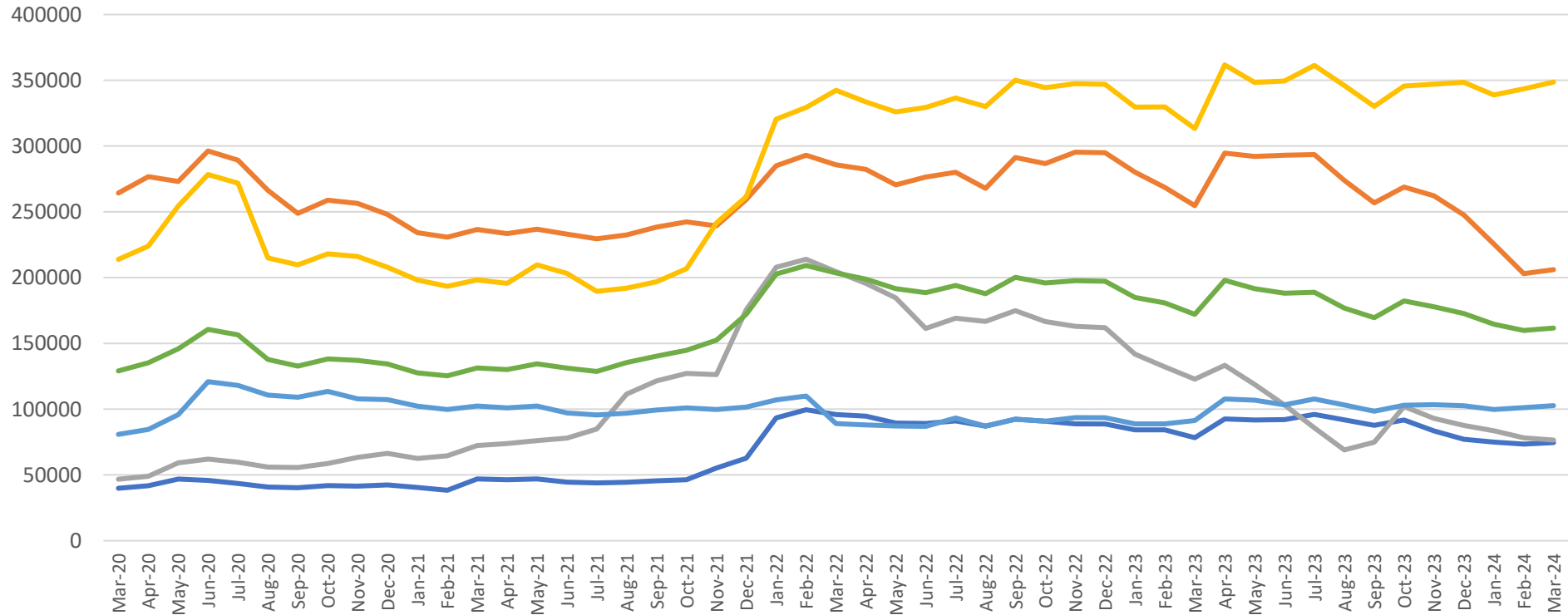
International herbicide prices - Year to Year change (R/t)			
	Mar-23	Mar-24	% change
	R/t	R/t	
Glyphosate (95%)	118 789	67 802	-42,9
Acetochlor (92%)	91 929	63 858	-30,5
Atrazine (97%)	91 772	68 601	-25,2
Metolachlor (97%)	147 596	85 315	-42,2
Trifluralin (95%)	106 803	89 669	-16,0

International herbicide prices - Month to Month change (R/t)			
	Feb-24	Mar-24	% change
	R/t	R/t	
Glyphosate (95%)	71 777	67 802	-5,5
Acetochlor (92%)	69 515	63 858	-8,1
Atrazine (97%)	72 199	68 601	-5,0
Metolachlor (97%)	89 452	85 315	-4,6
Trifluralin (95%)	99 339	89 669	-9,7



# Onkruidodders/Herbicides

Internasionale prys tendense (Rand terme) / International price trend (Rand terms)



# Insekdoders/Insecticides

International insecticide prices - Year to Year change (R/t)			
	Mar-23	Mar-24	% change
	R/t	R/t	
Imidacloprid (95%)	305 564	206 535	-32,4
Lambda-cyhalothrin (95%)	427 346	257 819	-39,7
Carbofuran (99%)	284 281	242 982	-14,5
Deltamethrin (98%)	1 237 375	902 366	-27,1
Acetamiprid (95%)	274 163	179 807	-34,4
Chlorpyrifos (95%)	112 114	86 049	-23,2
Cypermethrin (94%)	190 283	128 909	-32,3

International insecticide prices - Month to Month change (R/t)			
	Feb-24	Mar-24	% change
	R/t	R/t	
Imidacloprid (95%)	216 758	206 535	-4,7
Lambda-cyhalothrin (95%)	269 339	257 819	-4,3
Carbofuran (99%)	252 395	242 982	-3,7
Deltamethrin (98%)	954 672	902 366	-5,5
Acetamiprid (95%)	194 134	179 807	-7,4
Chlorpyrifos (95%)	89 538	86 049	-3,9
Cypermethrin (94%)	136 930	128 909	-5,9



# Swamdoders/Fungicides

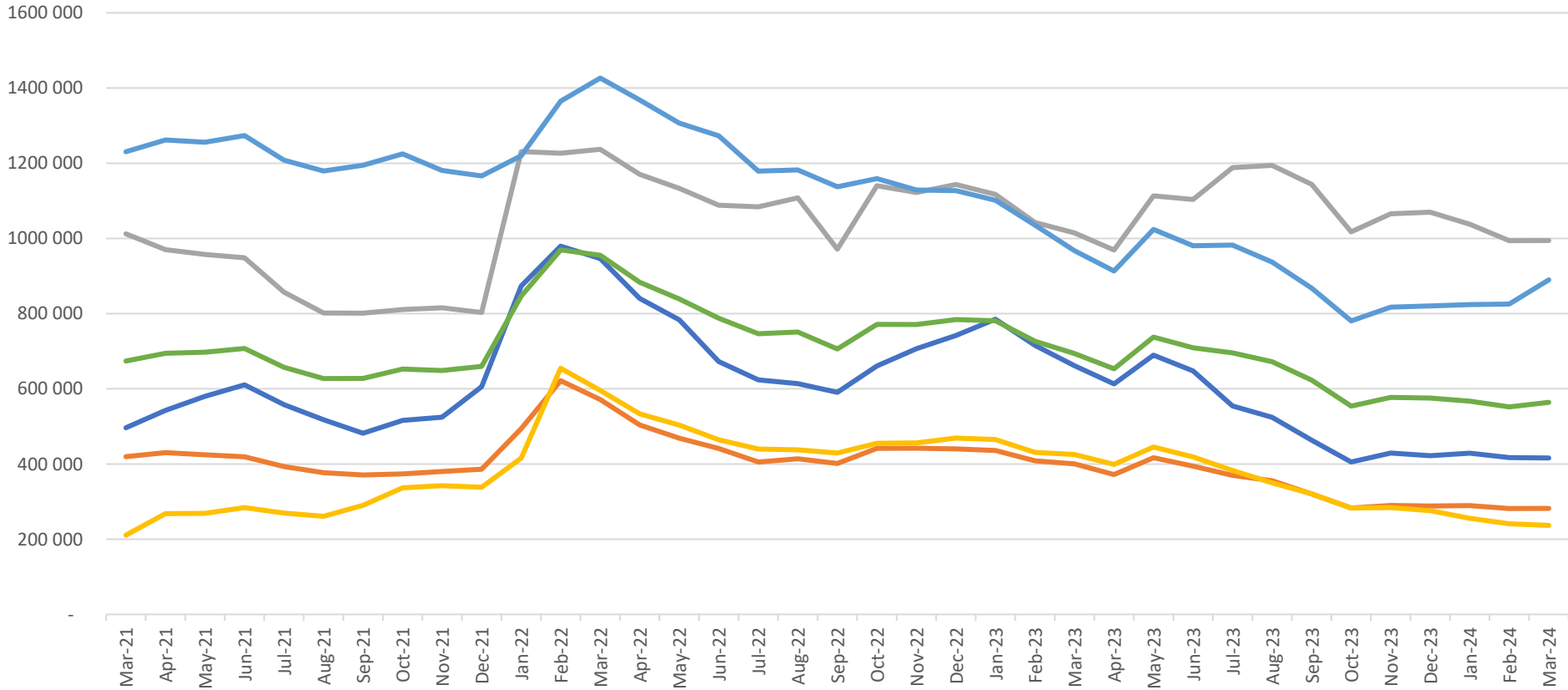
International fungicides - Year to Year change (R/t)			
	Mar-23	Mar-24	% change
	R/t	R/t	
96% Azoxystrobin Technical	647 733	367 632	-43,2
95% Difenoconazole technical	394 481	241 038	-38,9
97% Epoxiconazole technical	1 103 637	850 437	-22,9
95% Propiconazole technical	418 800	199 245	-52,4
96% Trifloxystrobin technical	980 516	785 176	-19,9

International fungicides - Month to Month change (R/t)			
	Feb-24	Mar-24	% change
	R/t	R/t	
96% Azoxystrobin Technical	382 817	367 632	-4,0
95% Difenoconazole technical	252 393	241 038	-4,5
97% Epoxiconazole technical	914 906	850 437	-7,0
95% Propiconazole technical	211 799	199 245	-5,9
96% Trifloxystrobin technical	834 266	785 176	-5,9



# Swamdoders/Fungicides

Internasionale prystendense (Rand terme) / Internasional price trends (Rand terms)



— 96% Azoxystrobin Technical — 95% Difenoconazole technical — 97% Epoxiconazole technical  
— 95% Propiconazole technical — 96% Trifloxystrobin technical — Average



# Highlights in the Agrochemical sector

- China is currently the largest glyphosate supplier in the world. The dynamics of China's glyphosate greatly impacts the global supply structure, over 80% of glyphosate produced in China is exported, to more than 20 destinations in the world.
- In China, the month-to-month analysis reveals a predominantly downward trend in the prices of most herbicides, insecticides, and fungicides in Dollar terms from February 2024 to March 2024. Specifically, the tables in this report indicate a 5,5% decrease in the Rand terms of glyphosate (95%) during the same period.
- The depreciation of the Rand over the course of a year influences local prices, causing local prices to not decrease as much as in dollar terms. It is important to note that these international decreases in prices have not been experienced in the local market.

Source: Cnchemicals





# Fertilizer Prices / Kunsmispryse



[GRAANSA.CO.ZA](http://GRAANSA.CO.ZA)

## International Fertilizer Prices/Internationale Kunsmispryse (Dollar Terms/ Dollar Waarde)

Year on year change	Mar-23	Mar-24	% change
Kunsmis/Fertilizer	Dollar/ton	Dollar/ton	%
Ammonia (Middle East)	456	295	-35,3
Urea (46) (Eastern Europe)	263	353	34,2
DAP (USA Gulf)	625	603	-3,5
KCL (CIS)	432	286	-33,8
<b>Rand/Dollar exchange rate</b>	<b>18,27</b>	<b>18,82</b>	<b>3,0</b>



## Gemiddelde Internasionale kunsmispryse (Rand waarde)/ Average International fertilizer prices (Rand terms)

Year on year change	Mar-23	Mar-24	% change
Kunsmis/Fertilizer	Rand/ton	Rand/ton	%
Ammonia (Middle East)	8331	5552	-33,4
Urea (46) (Eastern Europe)	4805	6643	38,3
DAP (USA Gulf)	11419	11348	-0,6
KCL (CIS)	7893	5383	-31,8

## Local Fertilizer Prices/ Plaaslike Kunsmispryse (Rand Terms/Rand Waarde)

Year on year change	Apr-23	Apr-24	% Δ
Kunsmis/Fertilizer	R/ton	R/ton	%
KAN (28)	10290	9890	-3,9
Ureum (46)	9684	10532	8,8
MAP	16800	15966	-5,0
Kaliumchloried	14371	10501	-26,9



## International Fertilizer Prices/Internationale Kunsmispryse (Dollar Terms/ Dollar Waarde)

Month to month change	Feb-24	Mar-24	% Change
Kunsmis/Fertilizer	Dollar/ton	Dollar/ton	%
Ammonia (Middle East)	328	295	-10,1
Urea (46) (Eastern Europe)	380	353	-7,1
DAP (USA Gulf)	603	603	0,0
KCL (CIS)	290	286	-1,4
<b>Rand/Dollar exchange rate</b>	<b>19,02</b>	<b>18,82</b>	<b>-1,1</b>



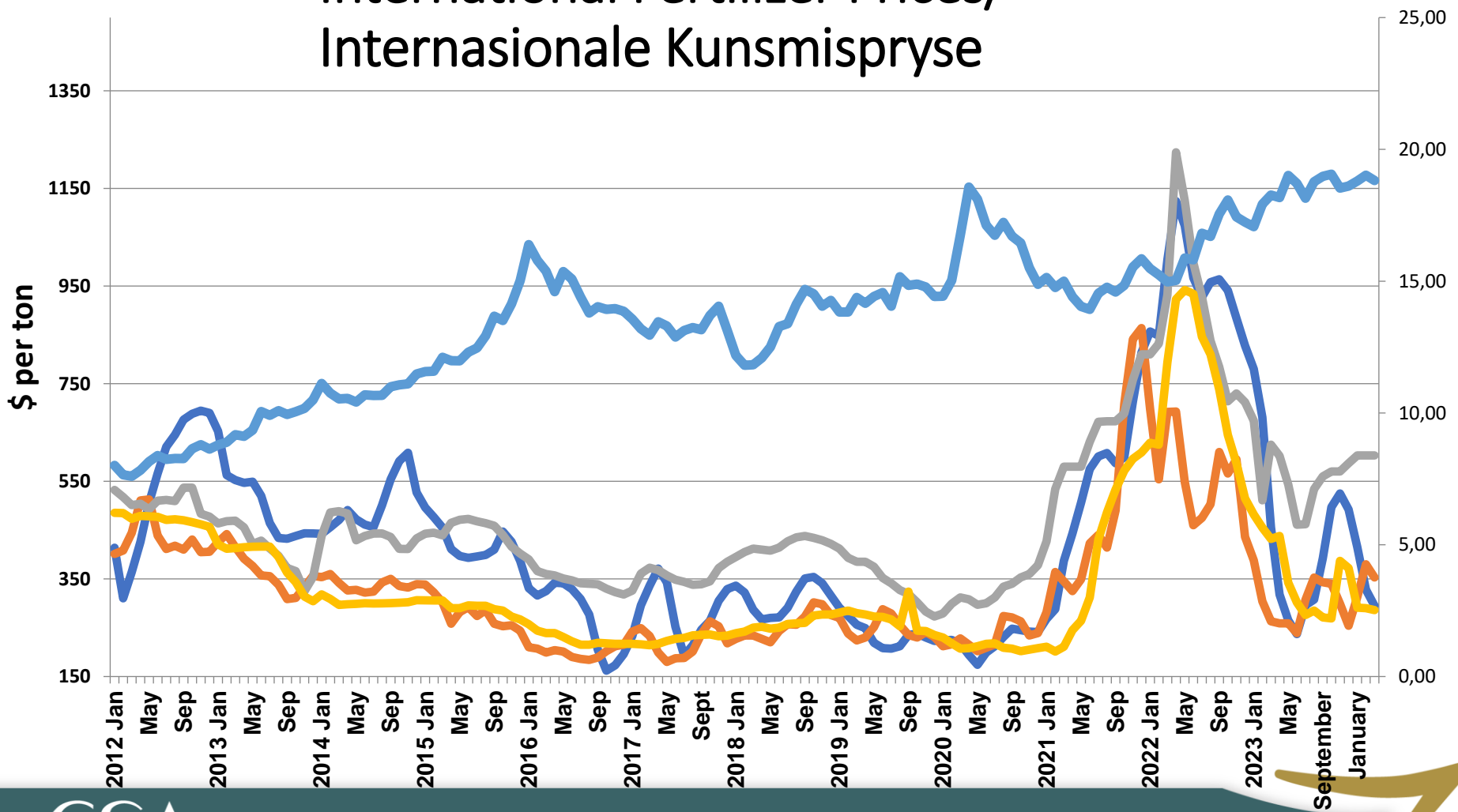
## Gemiddelde Internasionale kunsmispryse (Rand waarde)/Average International fertilizer prices (Rand terms)

Month to month change	Feb-24	Mar-24	% Change
Kunsmis/Fertiliser	Rand/ton	Rand/ton	%
Ammonia (Middle East)	6239	5552	-11,0
Urea (46) (Eastern Europe)	7228	6643	-8,1
DAP (USA Gulf)	11469	11348	-1,1
KCL (CIS)	5516	5383	-2,4

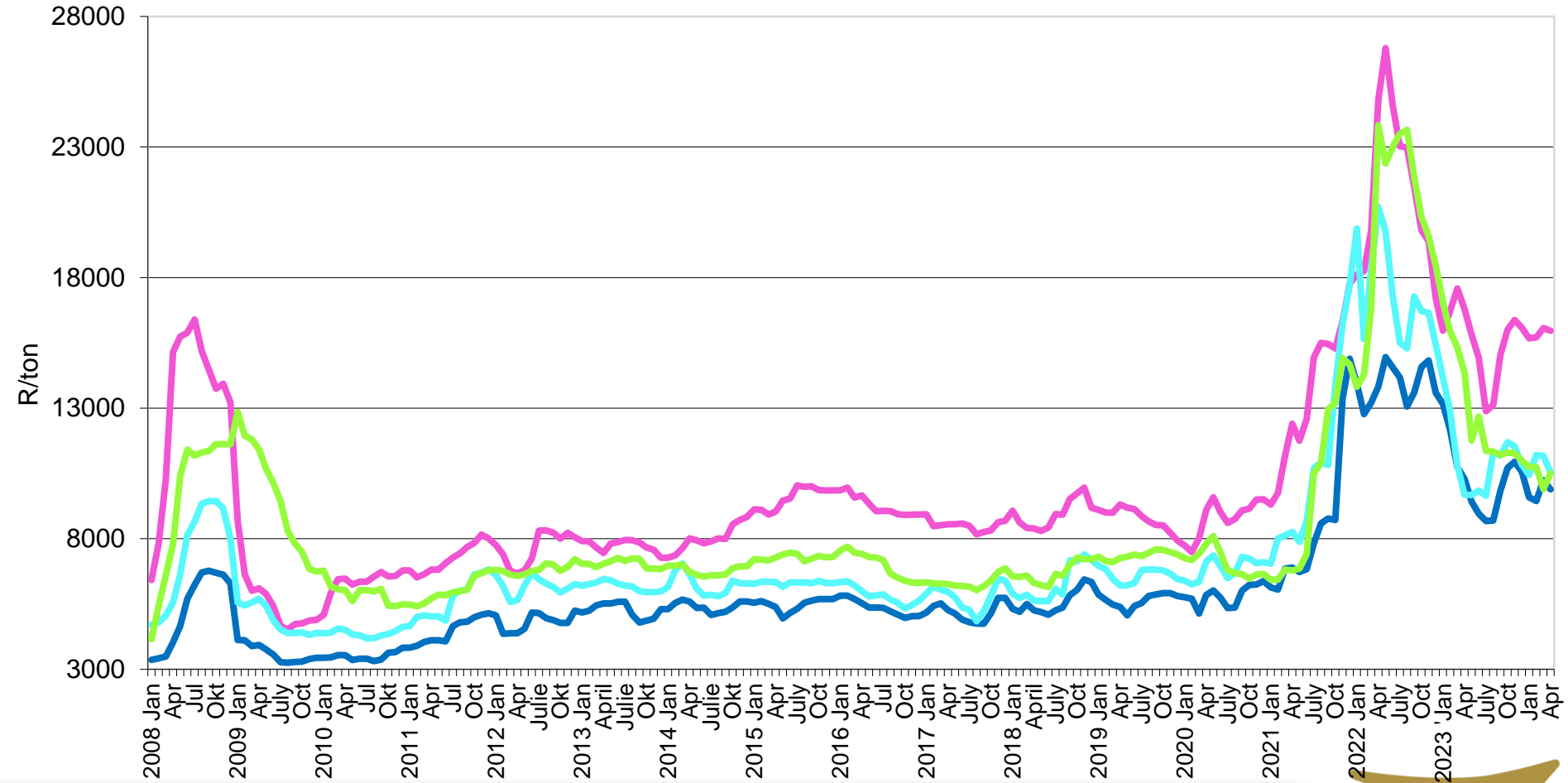
## Local Fertilizer Prices/ Plaaslike Kunsmispryse (Rand Terms/Rand Waarde)

Month to month change	Mar-24	Apr-24	% Δ
Kunsmis/Fertiliser	R/ton	R/ton	%
LAN (28)	10233	9890	-3,4
Urea (46)	11171	10532	-5,7
MAP	16066	15966	-0,6
KCL	9898	10501	6,1

# International Fertilizer Prices/ Internasionale Kunsmispryse



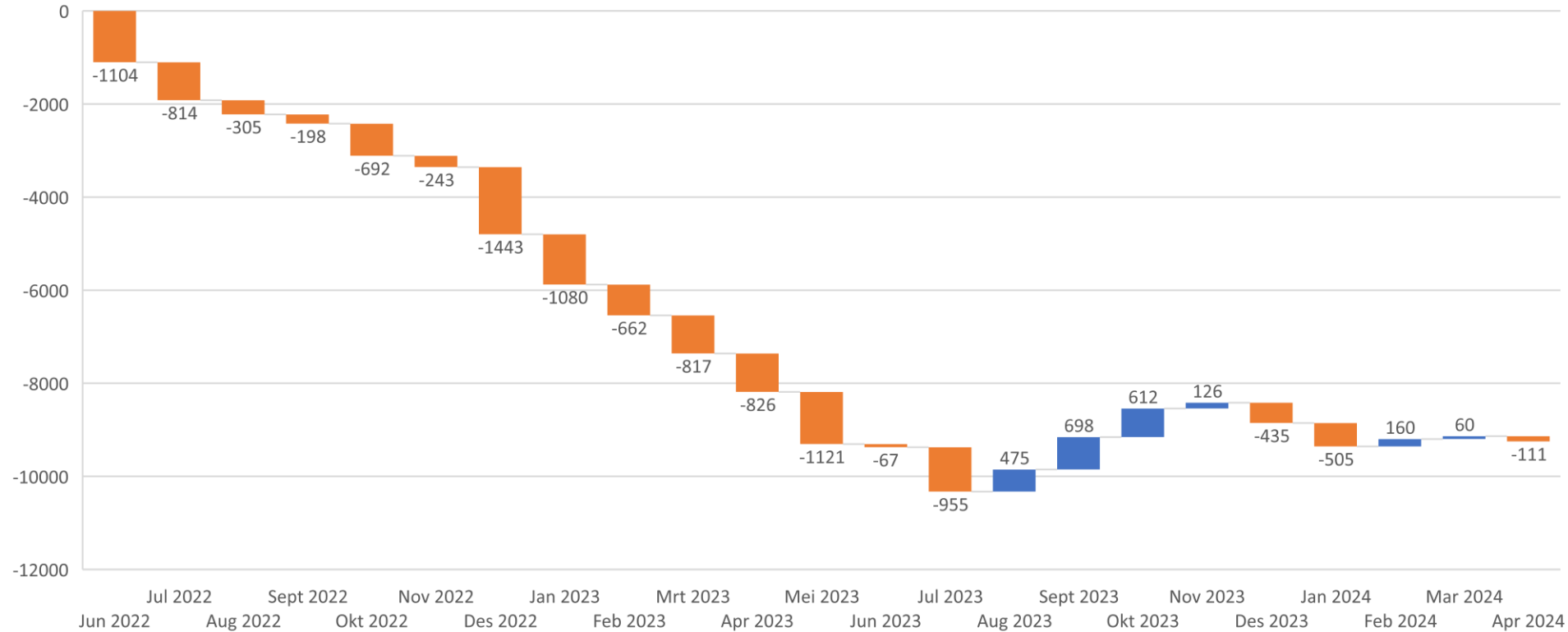
# Local Fertilizer prices/ Plaaslike kunsmispryse



# Local Fertilizer prices/ Plaaslike kunsmispryse

Prys bewegings vanaf Junie'22 to April 2024

■ Increase ■ Decrease ■ Total





# Highlights in the fertiliser market

## Nitrogen:

**Lower than expected volumes booked on Indian Urea tender send prices plummeting worldwide**

**Urea:** The Indians shocked the urea market by only booking 340,000t out of the 725,000t that was offered under the tender. The Indians have the luxury of ample urea stocks in-country and took the view that the lowest price offered under the tender was higher than they were targeting. Needless to add, this move sent urea prices tumbling across all benchmarks.

**Ammonia:** was also quiet this week with all the major price benchmarks unchanged. The market remains split along east-west lines, with the Asian (East) market trading around the \$300/t level and prices in the West more in the \$450-475/t range.

Source: F Curve Insight



# Highlights in the fertiliser market

## Phosphates:

DAP prices declined again this week and the rate of decline has been sharp enough that Chinese producers are now talking about trying to set a floor price for export DAP. Traders continue to short-sell DAP into India banking on lower DAP prices being available. The Chinese DAP price dropped from \$560 to 540/t this week and the Chinese producers are trying to create a minimum price of \$530/t FOB China. Given that the global supply-demand balance for phosphates is firmly tilted towards oversupply, it is difficult to see how the Chinese can arrest the price slide other than by cutting back sales/export volumes massively – which is very unlikely at this stage.

## Potash:

Brazil experienced a small increase in its Potash price as soya demand is said to be driving sales. Soya economics remain unattractive in Brazil, so a sustained recovery in potash prices is unlikely and traders run the risk of Brazil customers cutting back on volumes if they get too ambitious with prices.

Source: FCurve



# Fuel prices / Brandstofpryse

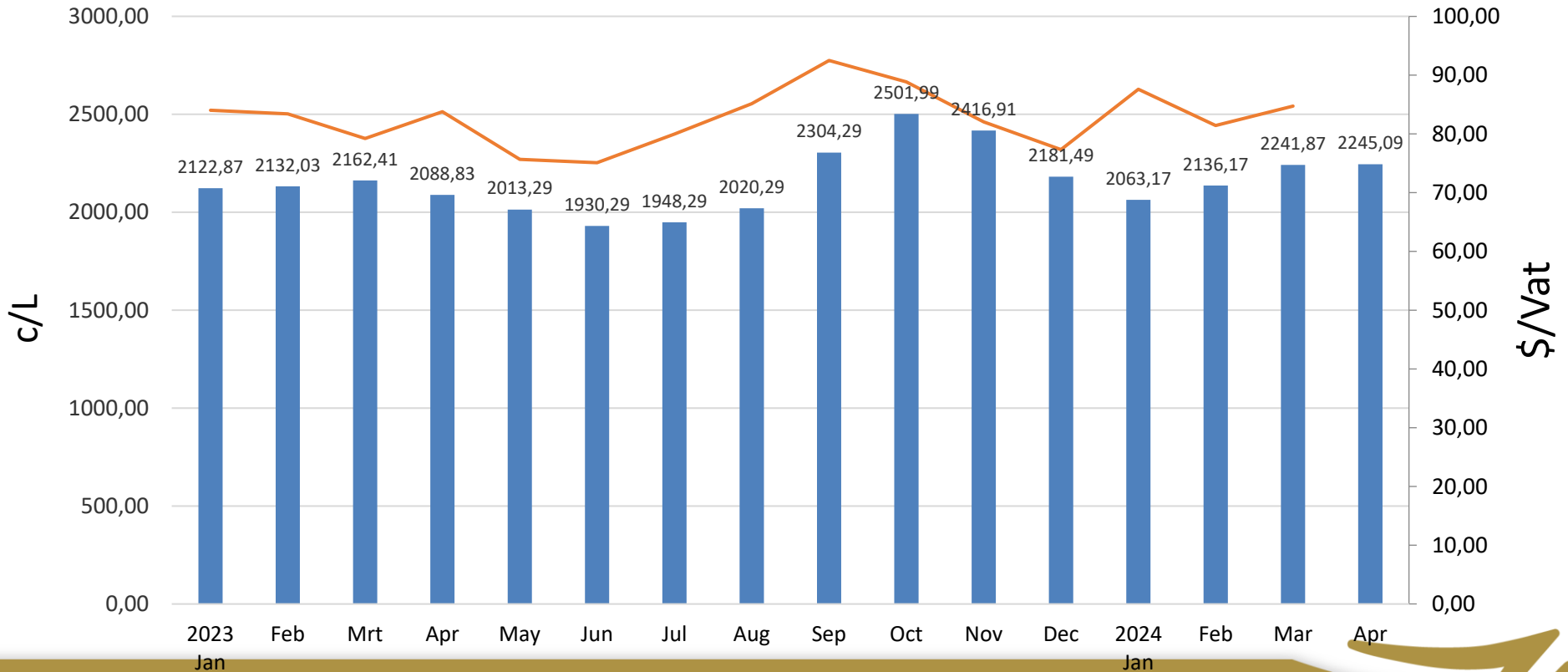


[GRAANSA.CO.ZA](http://GRAANSA.CO.ZA)

# Monthly wholesale fuel price / Maandelikse groothandel brandstof prys

## Groothandel dieseprys (c/L) en Ru-olie prys

GROOTHANDELPRYS RU-OLIE \$/vat





**GSA**  
GRAIN | GRAAN

*THANK YOU*