



# Perspektief | Perspective

Nuusbrief | Newsletter

26/05/2017 WEEK 21 - 2017

KLIK HIER VIR DIE AFRIKAANSE WEERGAWE

CLICK HERE FOR THE ENGLISH VERSION

## In this issue...

- **NAMPO 2017 A ROARING SUCCESS**
- **WHAT IS THE DELIVERY RATE THUS FAR THIS SEASON**
- **NEW FERTILISER QUALITY MONITORING PROGRAM IN FULL SWING**
- **SMALL GRAIN DISEASES WORKSHOP**
- **STAY INSPIRED...**

## NAMPO 2017 A ROARING SUCCESS

» Grain SA's 51st NAMPO Harvest Day was once again a roaring success. The excellent current season for summer crops has contributed to a new record of 78 648 visitors during Grain SA's recent NAMPO Harvest Day. The visitor's positivity was inspiring and many of the more than 700 exhibitors reported that their businesses benefited greatly. It was unbelievable to experience the positive attitude of our producers and with these attendance numbers, we thank each member who visited us in the member's hall. Each year we endeavour to create a positive NAMPO experience in the member's hall and welcome any comments or suggestions from our members.

We also wish you good luck with the harvesting that is in process and we pray with our farmers in the Cape that the rain will bring relief so that we can soon see the green fields!

Have a look at the short NAMPO photo gallery picture below and [click on this link](#) to access the full NAMPO press release.



Agricultural Minister Zokwana visited the Grain SA Experience Centre and had a close look at the implements used by the developing farmers



*The Toyota Auctioneering competition was a major attraction and NAMPO Park was packed with visitors*



*The Grain SA Experience Centre and Member's Hall offered various networking opportunities and the Cheetahs paid a visit once again*



*The incredible range of NAMPO Park seen from the sky*



*The many faces of an extremely successful 2017 NAMPO Harvest Day*

[Back to Top](#)

## WHAT IS THE DELIVERY RATE THUS FAR THIS SEASON

Luan van der Walt, Economist, Grain SA

» The 2016/17 production season started with somewhat mixed successes and everyone looked forward to the new season with great anticipation. In some parts of the country the rain came early enough and producers could start planting early. In other parts the rain came only later and the plantings were a little later than normal. Serious wind damage also forced many producers – more specifically in the western parts of the country - to replant some fields, resulting in questions with regards to the production outlook.

However, the hope did not disappoint, and also proven through the expected record harvest for the season. According to the CEC's 3rd crop estimate for the season, white maize production is estimated at 8,618 million tons and the yellow maize crop at 5,917 million tons. This brings the total expected harvest to 14.536 million tons, which is the largest production in SA's history (2nd record = 1980/81 - 14,423 million tons).

In those areas where producers have already started harvesting, good yields are reported and producers are generally very satisfied with the productions hitherto harvested. These good returns are also clearly reflected in the producer deliveries reported weekly by SAGIS.

**Delivery rates**

Producer deliveries for the season is progressing well thus far and delivery rates are accelerating rapidly. Maize delivered in March and April 2017 is regarded as early deliveries. The delivery of both white and yellow maize happened swiftly in early March, with large quantities of white maize specifically delivered. Graphs 1 and 2 indicate producer deliveries from week 44 of the 2016/17 marketing year to week 3 of the 2017/18 marketing year, versus the average of the previous 6 seasons of white and yellow maize respectively. This gives both a good indication and comparison between the deliveries of this season versus the deliveries of previous seasons.

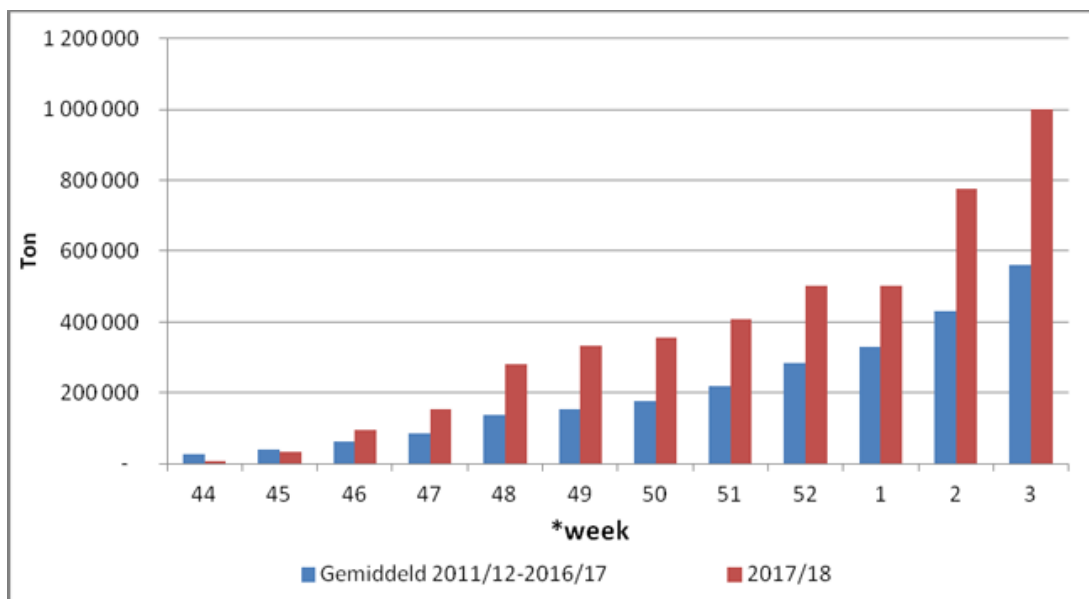


Figure 1: Cumulative WM deliveries for 2017/18 season versus average deliveries of 2011/12 - 2016/17 season  
 Source: SAGIS  
 \* Week 44 - 52 are early deliveries (March 1 - April 30) Week 1 - 3 are deliveries in May.

Figure 1 clearly indicate the significantly faster delivery rate of the new season white maize compared with the previous 6-year average. The maize currently being harvested is looking good with favourable productions and the expectation is that the delivery rate will increase in the next few weeks as harvesting becomes more widespread.

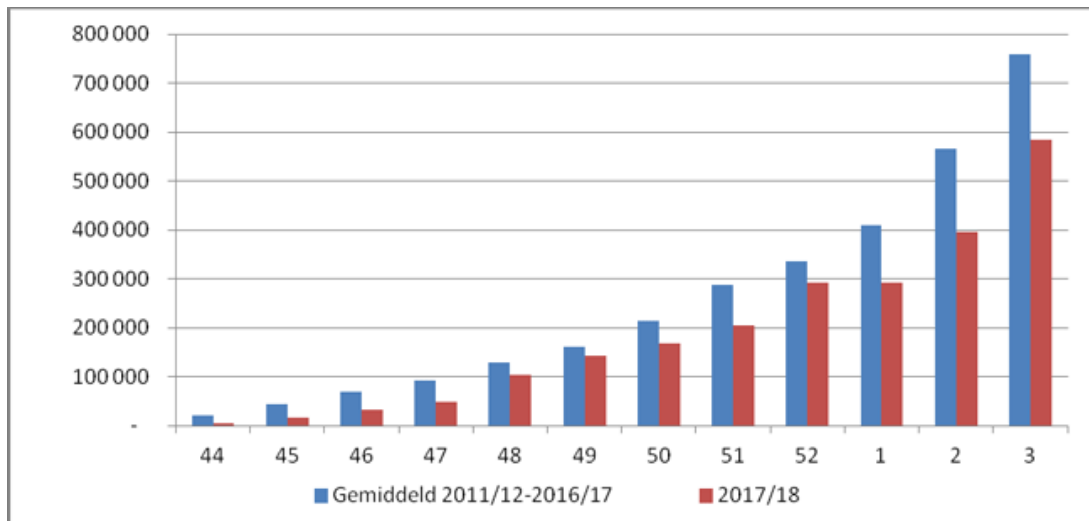


Figure 2: Cumulative YM deliveries for 2017/18 season versus average deliveries of 2011/12 - 2016/17 season.  
Source: SAGIS \* Week 44 - 52 are early deliveries (March 1 - April 30) Week 1 - 3 are deliveries in May.

Figure 2 indicate yellow maize deliveries for the new season maize, have been slightly below the comparative average rate of the past few years. Producers generally planted more early white maize this season due to the large early monthly price differences (March 2017) between white and yellow maize.

Figure 3 shows the current delivery rate of total maize to date compared with previous years. Figure 3 clearly indicate that supplies for the season thus far are reasonably in line with previous years' deliveries to date. The total maize yield as a percentage of the 3rd production forecast of the CEC is 11.5%.

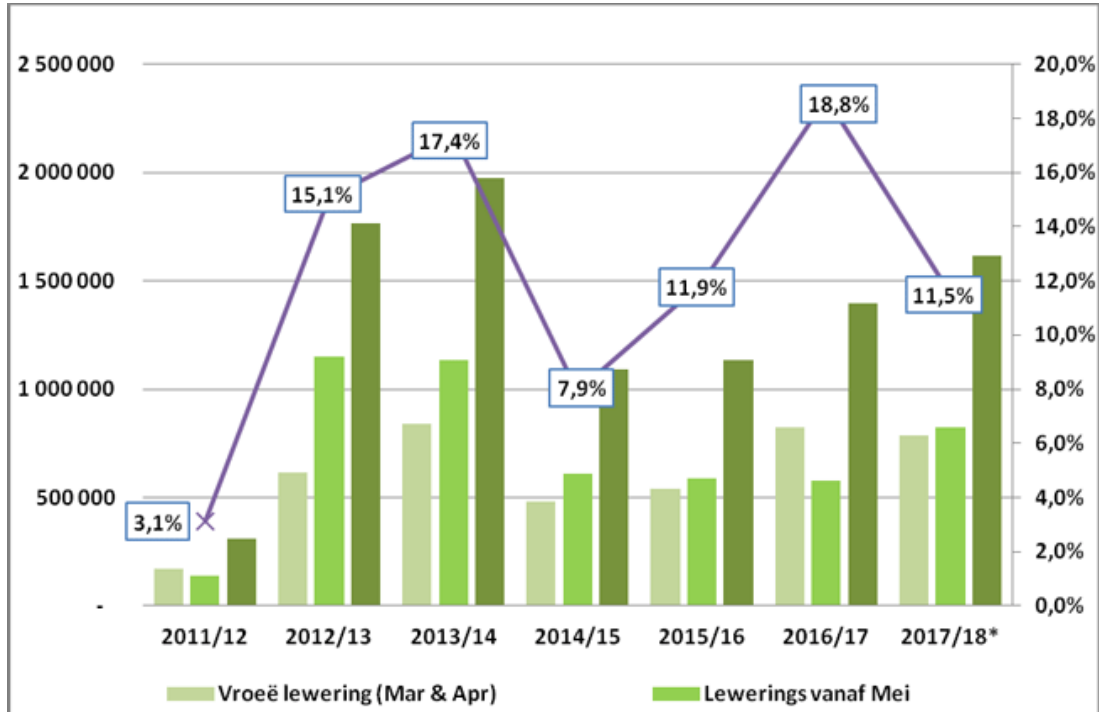


Figure 3: Total maize deliveries to date compared to previous marketing years.  
Source: SAGIS

[Back to Top](#)

## NEW FERTILISER QUALITY MONITORING PROGRAM IN FULL SWING

Corné Louw, Snr Economist: Inputs, Grain SA

» Grain SA, in collaboration with Fertasa, DAFF and the Sasol Agricultural Trust, once again this year started with a mammoth fertilizer quality monitoring project. The aim is to draw 150 fertilizer samples, throughout the year, across the country, of which monsters have been drawn for the first time this year in the Cape.

In April, DAFF inspectors were trained by William Deale in theory and in practice with regard to collecting fertilizer samples. A total of 37 fertilizer samples were taken in the Cape, including samples of Omnia (11), Profert (2), Nitrophoska (8), Constantia (5) and Yara (11). The remaining samples are planned to be taken in the summer grain production areas.

[Back to Top](#)

## SMALL GRAIN DISEASES WORKSHOP

» Two workshops dealing with small grain diseases will be held on 7 and 9 June at Swellendam and 12 and 14 June at Moorreesburg respectively.

Workshop 1 (7 and 12 June) deals with the **identification of disease symptoms**, and the recognition of these diseases. Workshop 2 (9 and 14 June) is more advanced, and provides insight into combating small grain diseases optimally.

[Click here for the pamphlet, entry form and programmes for the two workshops.](#) Entries are limited and close on 31 May 2017.

[Back to Top](#)

**STAY INSPIRED...**



[Back to Top](#)

**GRAAN SA • GRAIN SA**

Posbus 74087 • PO Box 74087

Lynnwood Ridge 0040



+27 (0)86 004 7246



[www.grainsa.co.za](http://www.grainsa.co.za)



+27 (012) 807-3166



[alzena.gomes@grainsa.co.za](mailto:alzena.gomes@grainsa.co.za)

Navrae/Enquiries: Alzena Gomes - [alzena.gomes@grainsa.co.za](mailto:alzena.gomes@grainsa.co.za)